

О.С. Смогунова, Н.В. Трегубенко

# ИНОСТРАННЫЙ ЯЗЫК

## МОДУЛЬ 3

Практикум



Министерство образования и науки Российской Федерации

Владивостокский государственный университет  
экономики и сервиса (ВГУЭС)

---

**О.С. Смогунова**  
**Н.В. Трегубенко**

**ИНОСТРАННЫЙ ЯЗЫК.**  
**МОДУЛЬ 3**

Практикум

Владивосток  
Издательство ВГУЭС  
2017

УДК 811  
ББК 81.2  
С50

**Смогунова, О.С.**

**С50 Иностранный язык. Модуль 3 : практикум /**  
О.С. Смогунова, Н.В. Трегубенко ; Владивостокский  
государственный университет экономики и серви-  
са. – Владивосток: Изд-во ВГУЭС, 2017. – 96 с.

Практикум по дисциплине «Иностранный язык. Модуль 3» содержит аутентичные тексты и упражнения к ним по темам организации и безопасности дорожного движения, а также грамматический справочник с упражнениями. Цель практикума: обучение различным видам извлечения информации из оригинальных текстов на английском языке.

Для студентов, обучающихся по направлениям подготовки 23.03.01 «Технология транспортных процессов» и 23.03.03 «Эксплуатация транспортно-технологических машин и комплексов», а также тех, кто изучает английский язык для использования в профессиональной деятельности.

УДК 811  
ББК 85

- © ФГБОУ ВО «Владивостокский государственный университет экономики и сервиса», оформление, 2017
- © Смогунова О.С., Трегубенко Н.В., текст, 2017

# ВВЕДЕНИЕ

Настоящий практикум рассчитан на студентов 2 курса для направлений подготовки 23.03.01 «Технология транспортных процессов» и 23.03.03 «Эксплуатация транспортно-технологических машин и комплексов», а также на широкую аудиторию специалистов, изучающих английский язык для использования в профессиональной деятельности. Практикум помогает заложить основы языка для специальных целей и дает студентам возможность освоиться в мире языка по своей специальности. Работа по данному практикуму развивает навыки профессионально ориентированного чтения.

Практикум состоит из следующих разделов:

1. Базовый курс
2. Грамматический справочник с упражнениями

Базовый курс состоит из 10 блоков. Тематика уроков практикума охватывает систему правил дорожного движения, организации и безопасности движения стран Европы, Северной Америки и Азии. В текстах затрагиваются вопросы, связанные с правилами для пешеходов, дорожными знаками в разных странах, безопасностью и организацией дорожного движения, проектированием дорог, типами ущерба и повреждений в результате дорожных происшествий, скоростным режимом, управлением автомобиля в состоянии алкогольного или наркотического опьянения, рискованным и неосторожным вождением.

В структуре урока базового курса предусмотрено два текста, объединённых общей тематикой и сопровождаемых предтекстовыми и послетекстовыми упражнениями. Первый текст (Main Text) предназначен для изучающего чтения, второй текст (Text 2) – для поискового или ознакомительного чтения. Структура двух уроков, предназначенных для домашнего чтения, несколько отличается от остальных блоков, так как эти тексты предназначены для развития навыков работы со словарём и самостоятельного пополнения словарного запаса.

Предтекстовые упражнения направлены на устранение смысловых и языковых трудностей. Послетекстовые упражнения предназначены для проверки понимания прочитанного и для закрепления активной лексики. Грамматический справочник содержит информацию, необходимую для освоения программного материала. Грамматические упражнения направлены на усвоение и закрепление грамматических явлений, представленных согласно учебной программе.

После усвоения материала, содержащегося в практикуме, обучаемый должен уметь читать и понимать литературу по специальности.

# Unit 1. TRAFFIC RULES TO BE FOLLOWED BY PEOPLE

**Main Text:** Traffic Rules to be Followed by People

**Grammar:** 1. The Verbals  
2. The Infinitive, its Forms and Functions  
3. The Bare Infinitive

## Pre-reading Activities

### Exercise 1

#### Read and memorize the words from the Main Text

1. cell phone	переносной телефон
2. accident	несчастный случай; катастрофа; авария
3. occur	происходить, случаться
4. alcohol-impaired driver	водитель автомобиля, находящийся в состоянии опьянения
5. alight (from)	сходить, спешиваться
6. board	садиться на (любой вид транспорта)
7. precautions	меры предосторожности
8. pillion	заднее сиденье ( <i>мотоцикла</i> )
9. helmet	каска, шлем
10. carry	иметь при себе, носить с собой
10. driving license	водительские права
11. defensively	зд. безопасно
12. drowsiness	сонливость
13. headlight	прожектор, фара, фонарь, лампочка (на передней части транспортного средства)
14. to dim headlights	переключить фары с дальнего света на ближний
15. overdrive	перегружать
16. wiper	стеклоочиститель
17. curb	бордюрный камень; обочина
18. apply a brake	нажать на тормоз
19. impair	ослаблять, уменьшать, ухудшать (качество)
20. Angina pectoris	стенокардия, грудная жаба
21. judgment	суждение
22. warning light	лампа аварийной сигнализации
23. pedestrian	пешеход
24. round-about	объезд; участок дороги с круговым движением

## Exercise 2

**Try to guess the meaning of the words and word combinations from the text**

hard drinks, Zebra crossing, sub-way, over-bridge, a two wheeler, “Highway hypnosis”, fog lights, central line, edge lines, road signs, roadway, roadway marker, uncontrolled, indicate, sharp bend, the give way rules

## Exercise 3

**What traffic rules do you know?**

## Exercise 4

**Work in pairs. Student A: read the sentence and translate it into Russian. Listen to your partner’s back translation and correct the mistakes if necessary. Student B: see Exercise 11 of this unit.**

1. Children should not be allowed to play on the roads.
2. Never *board* or *alight from* a moving vehicle.
3. On the highway don’t drive a vehicle too close to the vehicle moving ahead, maintain safe distance.
4. It is too dangerous to drive under such conditions.
5. Always carry driving license and vehicle papers.
6. Get your eye sight checked regularly. A good vision is essential for road safety.

## Exercise 5

**Read and translate the Main Text.**

### Main Text

#### TRAFFIC RULES TO BE FOLLOWED BY PEOPLE

1. Do not use cell phone while driving on the road.
2. Accidents may occur as a result of alcohol-impaired driving but the term does not necessarily mean driving after taking hard drinks and alcohol impaired driver is one who is under the influence of any drug having alcohol concentration.
3. Children should not be allowed to play on the roads.  
Some rules for safety on the road:
  - Always use the Zebra crossing.
  - Look to the right and left before crossing a road.

- Use sub-way and over-bridge wherever there is one.
- Never board or alight from a moving vehicle.
- Never run while crossing a road.

4. Take these precautions to be safe on the road:

- Keep your vehicle under control.
- To follow traffic rules is vitally important.
- While riding a two wheeler both the driver and the pillion rider must wear ISI marked helmets.
- Don't mix driving and drinking.
- It is always necessary to carry driving license and vehicle papers.
- Always concentrate on the road and drive defensively.
- While taking a long trip avoid drowsiness or "Highway hypnosis" by stopping frequently to take water, tea, and exercise or nap.
- On the highway don't drive a vehicle too close to the vehicle moving ahead, maintain safe distance.

5. It may be dangerous to drive in a fog. However if you must drive in fog, drive with your head light set on dim or use fog lights. Don't over drive your head lights.

6. During the rainy season the roadway becomes slippery due to oil, water, dust and leaves. It is too dangerous to drive under such conditions. You must drive with your head lights on while operating your wipers. Take special care on turns and curbs and while applying brake.

7. While driving during the night take the following precautions:

- Never over drive your head lights. The head lights should be always cleaned and aimed properly.
- Use central lines and edge lines on the road of the roadway as guides.
- Don't park your vehicle on the roadway. If you must, use a red warning light.

8. Such persons must avoid driving:


- Very old people.
- People suffering from epilepsy and seizures.
- Those who are on anti-histamine medication (like Benadryl etc.) as such medicines impair driving ability.
- Patients suffering from Angina pectoris (stable or unstable).

9. The skills which are necessary to drive safely:

- A driver must have good vision in front and out of the corners of the eyes (frontal as well as peripheral vision).
- A driver must have quick reactions to be able to brake or turn to avoid crashes.
- A driver must have good eyes – hands – legs coordination

- A driver must have ability to take quick decisions i.e. must be able to make judgments about what is happening on the road.

10. These road signs mean:



- 1. Uncontrolled T intersection ahead:** slow down, indicate left or right.
- 2. Sharp bend ahead to the right:** slow down, keep left and don't cut.
- 3. Pedestrian crossing ahead:** slow down, look for pedestrian crossing on the road and stop if you have to.
- 4. Round about ahead:** choose correct position for left turn, right turn or going straight through. Slow down and apply the give way rules. Indicate if you have to.
- 5. Road narrows:** slow down, scan the road ahead for on coming traffic and keep well to the left.
- 6. Railway crossing ahead:** slow down, look for trains and stop if you have to.

11. Get your eye sight checked regularly. To have a good vision is essential for road safety.

## Exercise 6

Fill in the table with the examples from the text.

Forms of the Infinitive		
INFINITIVE	Active	Passive
Indefinite	_____	_____
Continuous	_____	_____
Perfect	_____	_____
Perfect Continuous	_____	_____



## Exercise 7

Write out the examples of the Bare Infinitive from the text above. Classify them according to the rules

- |                                      |                             |
|--------------------------------------|-----------------------------|
| a) after auxiliary verbs             | d) after the verb 'to let'  |
| b) after modal verbs                 | e) after the verb 'to help' |
| c) after verbs of sensual perception | f) after the verb 'to make' |

## Exercise 8

Write out the examples of the Infinitive from the text above. Classify them according to their functions.

Subject:

Part of the Predicate:

Object:

Attribute:

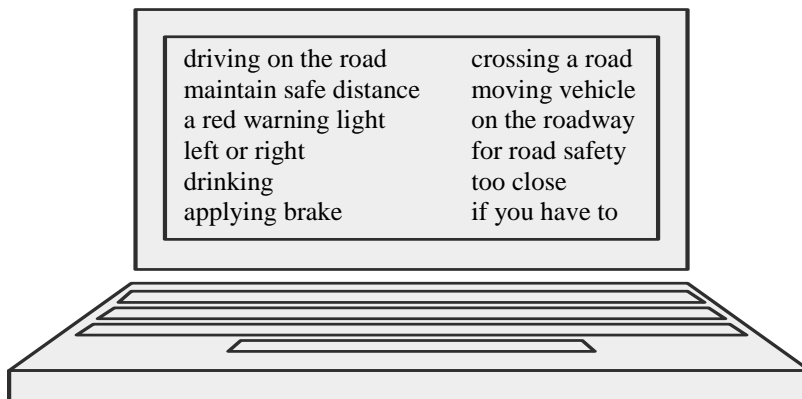
Adverbial Modifier

of purpose:

of result:

## Exercise 9

Complete these sentences with the words you can see on the display.



1. Do not use cell phone while ... 2. Look to the right and left before ...  
3. Never board or alight from a ... 4. Don't mix driving and ... 5. On the highway don't drive a vehicle ... to the vehicle moving ahead, ... 6. Take

special care on turns and curbs and while ... 7. Don't park your vehicle ... If you must, use ... 8. Uncontrolled T intersection ahead: slow down, indicate ... 9. **Pedestrian crossing ahead**: slow down; look for pedestrian crossing on the road and stop ... 10. Get your eye sight checked regularly. A good vision is essential...

## Exercise 10

### Answer the questions.

1. Who must avoid driving? 2. What skills are needed to drive safely? 3. When is it dangerous to drive? 4. What should you do to avoid drowsiness? 5. What should you always carry? 6. What shouldn't you do while crossing a road? 7. What should you do before crossing a road? 8. What do you use if you need to cross the road? 9. What can alcohol-impaired driving cause? 10. What rule should you remember while riding a two wheeler?

## Exercise 11

**Work in pairs. Student B: Listen to your partner's translation of the English sentence and correct the mistakes if necessary. Read the sentence in Russian and translate it into English.**

1. Детям не следует разрешать играть на дороге.
2. Никогда не садитесь или не сходите с движущегося транспорта.
3. На шоссе не ведите автомобиль слишком близко к автомобилю, движущемуся впереди, удерживайте безопасное расстояние.
4. Слишком опасно вести машину при таких условиях.
5. Всегда имейте при себе водительские права и документы на автомобиль.
6. Регулярно проверяйте зрение. Иметь хорошее зрение важно для безопасности движения.

## Exercise 12

**Read and memorize the words from the Text 2.**

- |               |                                       |
|---------------|---------------------------------------|
| 1. resident   | житель; постоянно проживающее лицо    |
| 2. involve    | втягивать; касаться, затрагивать      |
| 3. victim     | жертва                                |
| 4. assailant  | противник, нападающая сторона         |
| 5. abide by   | оставаться верным, следовать чему-л., |
| 6. pedestrian | пешеход                               |
| 7. sidewalk   | тротуар                               |

8. available	доступный; имеющийся в распоряжении
9. intersection	перекресток
10. approach	подход
11. margin	обочина
12. grip	схватить ( on, onto); сжать
13. handle bar	руль мотоцикла; руль велосипеда
14. use caution	быть осторожным
15. regulations	правила; нормы; инструкция
16. possess	владеть, иметь, обладать
17. exceed	превышать; превосходить
18. observe	соблюдать (законы и т.п.) ; твердо придерживаться (чего-л.)
19. dusk	сумерки; полумрак, сумрак
20. valid	действительный, имеющий силу; правомерный
21. fasten	застегивать(ся)
22. consideration	<i>здесь:</i> вежливость, предупредительность; почет, уважение
23. stall	застрывать;глохнуть (о двигателе)
24. button	кнопка
25. emergency warning unit	устройство аварийного предупреждения
26. alarm	боевая тревога, сигнал тревоги
27. mount	монтировать, устанавливать
28. flammables	воспламеняющиеся вещества
29. flare	сигнальная вспышка, световой сигнал
30. injury	повреждение, рана, ушиб
31. aid	помощь
32. civil liability	гражданско-правовая ответственность
33. insurance	страхование
34. liability insurance	страхование ответственности
35. inflict	наносить
36. indemnify for	компенсировать, возмещать

### Exercise 13

#### Translate the words and word combinations from the text.

right-of-way, traffic regulations, road markings, fasten one's seatbelt, child-car seat, a child under six years old, elderly people, speed limits, railroad crossing, voluntary, keep to the right, bright-colored clothes, press the button, easily produce smoke, until rescuers arrive, give first *aid*, to prevent traffic accidents.

## Exercise 14

Scan Text 2 looking for details your instructor asks



### Text 2

## DO YOU KNOW JAPANESE TRAFFIC RULES?

### Part 1

A number of traffic accidents occur every year in Aichi Prefecture. Foreign *residents* are *involved* in traffic accidents as *victims* or *assailants* in an increasing number of cases. To protect yourself from traffic accidents, please, *abide by* the basic rules below.

- ➔ Pedestrians keep to the right, while cars and bicycles keep to the left.
- ➔ Pedestrians have the right-of-way over cars.
- ➔ Observe traffic signals and road signs.  
Follow the instructions of police officers.

### Part 2



- ➔ Use a *sidewalk* whenever one is *available*.
- ➔ Keep to the right on roads without sidewalks.
- ➔ When crossing a road at *an intersection*, observe traffic signals for pedestrians. Where there is no traffic light, use a zebra crossing.
- ➔ Before crossing a road, first look right and left carefully to make sure that no cars are *approaching*. When there are cars approaching, be sure that they have stopped before you start to cross the road.
- ➔ At night, wear a reflector or bright-colored clothes whenever possible.

### Part 3



- ➔ Keep to the left *margin* of the road. Get into line with other bicycles.
- ➔ You may ride a bicycle on a sidewalk where it is indicated so.

- ➡ It is not allowed for two persons to ride on one bicycle. Always *grip* the *handle bars* firmly with both hands. It is dangerous to hold an umbrella or other things while riding a bicycle.
- ➡ At railway crossings or STOP signs, ***stop and look both ways before crossing.***
- ➡ Observe traffic signals at intersections.
- ➡ In Aichi Prefecture, many foreign residents are involved in traffic accidents while riding bicycles. Please *use caution* when you ride a bicycle.

#### Part 4



- ➡ Never drive a car if you do not *possess* a *valid* driver's license or if you are under the influence of alcohol.
- ➡ *Observe* traffic *regulations*, signals, signs and road markings.
- ➡ When driving a car, the driver and passengers are required *to fasten* their seat-belts. When riding a motorcycle, make sure to wear a helmet.
- ➡ Make sure to use a child-car seat for a child under six years old.
- ➡ Do not *exceed* the speed limits indicated by signs or markings.
- ➡ Turn on the lights at *dusk* as early as possible.
- ➡ Do not use a cell phone while driving a car.
- ➡ Senior citizens are involved in a number of traffic accidents. When you see elderly people, please give extra *consideration* to them while driving your car.

#### WHAT TO DO IN THESE SITUATIONS:



#### Part 5

- ➡ If your car *stalls* on a *railroad crossing*, take the steps below to let the train operator know about the trouble immediately. Also, move your car outside the railroad crossing.
- ➡ Press the *button* of the *emergency warning unit* (*mounted* on the column of the railroad crossing *alarm*, etc.).
- ➡ Use an emergency *flare* in your car or other means to let the train operator know that trouble lies ahead.
- ➡ When an emergency flare or other means are not available, burn *flammables* that easily produce smoke near the railroad crossing.

## Part 6

*In case you are involved in a traffic accident, keep calm and follow the measures listed below.*

- ➔ Move your car to a safe place out of the way of traffic and turn off the engine.
- ➔ If there are any *injuries*, call the fire department (119). Until rescuers (including physicians and ambulances) arrive, give first *aid* (such as stopping bleeding with gauze or a handkerchief) to the best of your ability.
- ➔ Immediately call the police (110) and inform them of the location of the accident, the number of injured persons and the extent of their injuries. The police will then give you instructions.
- ➔ If you are not injured, do not leave the scene of the accident until police officers arrive.
- ➔ When you cause a traffic accident, you are required to assume civil liabilities (compensation for damages) as well as gross administrative sanctions (suspension/revocation of driver's license) and penalties (including a fine). A traffic accident brings misery to you, your family and friends. For this reason, ensure safe driving to prevent traffic accidents.

### Exercise 15

**Look through Text 2 again.**

- A) Mark the words you have learnt before.
- B) Mark the words you consider to be the terms.

### Exercise 16

**Look through the Main Text and Text 2. Find the Bare Infinitive in both of them. Explain the rule.**

### Exercise 17

**Match the titles and the Parts of the Text.**

- |        |  |
|--------|--|
| Part 1 | A) When your car stalls on a railroad crossing |
| Part 2 | B) Basic rules for bicycles                    |
| Part 3 | C) Basic rules for pedestrians                 |
| Part 4 | D) When you are involved in a traffic accident |
| Part 5 | E) Basic rules for cars                        |
| Part 6 | F) Basic traffic rules                         |

## Exercise 18

Render one of the parts of the text into Russian.

## Exercise 19

Translate the following abstracts in a written form.



### Car insurance

It is recommended that you subscribe to the voluntary *insurance* in addition to the compulsory insurance, so that you can prepare yourself for a possible car accident and get potential compensation for damages.

### Compulsory insurance

#### (Automobile collision *liability insurance*)

An owner of a car or a motorcycle is required to subscribe to this insurance under the Automobile Liability Security Law. You have to buy the insurance when purchasing an automobile or having a periodical, legally-mandated inspection of your car. An insurance agency (including car dealers and car inspection shops) handles the application process.

### Voluntary insurance

This voluntary subscription insurance covers compensation for damages *inflicted* on the vehicles and passengers involved (because such compensation is not covered by the compulsory insurance), and *indemnifies* you for damages beyond the limit of compulsory insurance.

## Unit 2. TRAFFIC SIGNS

**Main Text:** Traffic Signs

**Grammar:** The Infinitive

### Pre-reading Activities

#### Exercise 1

##### Learn the words from the text

1. traffic sign	дорожный знак
2. impart	сообщать
3. barrier	помеха, преграда, препятствие
4. develop	разрабатывать, создавать
5. adopt	принимать
6. define	определять, давать определение
7. warn	предупреждать
8. priority	первенство, преимущество
9. prohibitory	запретительный, запрещающий
10. restrictive	ограничительный
11. mandatory	обязательный, принудительный
12. facilities	средства обслуживания, удобства; услуги
13. direction	направление
14. indication	указание, указатель
15. additional	добавочный, дополнительный
16. erect	возводить
17. intersection	перекресток
18. film	плёнка
19. reflective	отражательный, отражающий
20. major road	главная дорога
21. bracketed	заключённый в скобки
22. destination	место назначения, пункт назначения
23. adhere	придерживаться чего-л
24. lodging	жилище, жильё
25. curve	изгиб, поворот
26. detour	объезд



## Exercise 2

Try to guess the meaning of the words and word combinations from the text.

road signs, road users, language differences, barriers to understanding, symbols in place of words, Vienna Convention on Road Signs and Signals, special regulation signs, service signs, in different ways, stone columns, multidirectional signs, metal rather than wood, coated in a thin film, filled with small glass particles, military establishments, bracketed numbers

## Exercise 3

Choose the meaning of the word in which it may be used in the text.

1. The red outline is used for military establishments.  
a) набросок      b) основная идея      c) контур      d) конспект
2. In Québec, the usage of blue and brown is reversed.  
a) обратный      b) отменённый      c) обратимый      d) изменённый
3. Traffic signs became more important with the development of automobiles.  
a) создание      b) улучшение      c) эволюция      d) вывод
4. Many U.S. states now use fluorescent orange for construction signs.  
a) состояние      b) излагать      c) штат      d) государство

## Exercise 4

Find the Infinitive in the sentence. Say if “to” is a particle before the Infinitive or a preposition. Translate these sentences.

1. Language differences can create barriers to understanding.
2. The Romans erected stone columns throughout their empire to give the distance to Rome.
3. Despite efforts to devise pan-European standards, the European Union has not yet standardised road signs across member states.
4. Road signs in the south were changed to differ from the UK standard.
5. The UK is the only European Union member to use a system other than the metric system.
6. For the most part, conventions in signage tend to resemble North American signage conventions more so than European and Asian conventions.
7. In North America and Australia, signs generally adhere to the special colours.

## Exercise 5

Read and translate the Main Text.



### Main Text

#### Traffic Sign – Definition

Most countries place signs, known as *traffic signs* or road signs, at the side of roads to *impart* information to motorists and other road users. Since language differences can create some *barriers* to understanding, international signs using symbols in place of words have been *developed* in Europe and *adopted* in most countries and areas of the world. Annexe 1 of the Vienna Convention on Road Signs and Signals of November 8, 1968 *defines* eight categories of signs:

- A. Danger warning signs
- B. Priority signs
- C. Prohibitory or restrictive signs
- D. Mandatory signs
- E. Special regulation signs
- F. Information, facilities, or service signs
- G. Direction, position, or indication signs
- H. Additional panels

However, countries and areas categorize road signs in different ways.

#### History

**The earliest road signs gave directions, for example the Romans erected stone columns throughout their empire to give the distance to Rome. In the Middle Ages multidirectional signs at intersections became common giving directions to cities and towns.**

Traffic signs became more important with the development of automobiles. The basic patterns of most traffic signs were set at the 1908 International Road Congress in Rome.

Since then there have been considerable change. Today they are almost all metal rather than wood and are coated in a thin film filled with small glass particles that make them highly reflective.



A road sign near Bristol in England, giving directions to Parkway railway station (red symbol), motorways (blue backgrounds) and an assortment of A roads (major roads). The red outline is used for military establishments (the Ministry of Defence at Abbey Wood). The bracketed numbers indicate destinations reachable by routes accessed via the unbracketed roads listed.

## Categorization

### United States of America

- Regulatory signs
- Warning signs
- Marker signs
- Guide and informational signs
- Recreational and cultural interest signs
- Signs for bicycle facilities
- Construction signs
- Railroad crossing signs
- School signs
- Civil defense signs

## Design

### North America and Australia

In North America and Australia, signs generally adhere to the following colours:

- green with white letters for informational signs, such as directions, distances, and places
- brown with white for signs to parks, historic sites, ski areas, forests, and campgrounds
- blue with white for rest areas, food, gasoline or petrol, and lodging
- white with red or black letters for regulatory signs, such as speed limits or parking
- yellow with black letters and symbols for warning signs, such as curves and school zones
- orange with black letters for construction zones and detours

Regulatory signs are also sometimes seen with white letters on red or black signs. In Québec, the usage of blue and brown is reversed, and many black-on-yellow signs are red-on-white instead. Many U.S. states now use

fluorescent orange for construction signs, and fluorescent yellow for school zone and crosswalk signs.

## **Exercise 6**

**Answer the questions to the text.**

1. Where are traffic signs placed?
2. Why have international signs using symbols been developed?
3. What categories of signs do you remember?
4. What earliest road signs can you describe?
5. When did traffic signs become more important?
6. What are modern road signs made of?
7. For what signs are green with white letters used?
8. What colours are used for regulatory signs?
9. What symbols and letters are used for curves and school zones?
10. What kind of signs is used in many U.S. states now?

## **Exercise 7**

**Compare the categories of signs defined in 1968 and Categorization of signs in the United States of America. Speak of similar and different features.**

## **Exercise 8**

**Give examples from the history of road signs.**

## **Exercise 9**

**Scan Text 2 looking for details your instructor asks.**

### **Text 2**

#### **TRAFFIC SIGNS IN DIFFERENT COUNTRIES**

1. Warning signs are one of the important types of traffic signs.  
Every state and province has different markers for its own highways, but use standard ones for all federal highways. Many special highways, such as the QEW or Trans-Canada Highway, or originally on U.S. highways like the Dixie Highway, have used unique signs. Counties in the U.S. sometimes use a pentagon-shaped blue sign with yellow letters for numbered county roads, though the use is inconsistent even within states.



2. American road signs measure distances in miles rather than kilometres. Traffic signs in the United States have been standardized through the Manual on Uniform Traffic Control Devices (MUTCD), though they sometimes still vary from state to state, particularly on older signs.

3. Signs in Canada, the U.S. and Australia use the English language. Québec uses the French language, while New Brunswick uses both English and French. Mexico uses the Spanish language. Within a mile of the U.S.-Mexico border, road signs are often in English and Spanish.

## Europe

4. Despite efforts to devise pan-European standards, the European Union has not yet standardised road signs across member states, with non-member states also differing in road signage. All EU members currently use the metric system for road signs, with the exception of the UK.

## Ireland

5. Roads in Ireland. Until the partition of Ireland in 1922 and the independence of Southern Ireland (now the Republic of Ireland) British standards applied across the island. Some time after independence, road signs in the south were changed to differ from the UK standard, most visibly in the adoption of US-style "diamond" signs for many road hazard warnings (junctions, bends, railway crossings, traffic lights). Some domestic signs were also invented, such as the stay-left sign (a black curved arrow pointing to the upper-left), while some other signs are not widely adopted outside Ireland, such as the no-entry sign (a black arrow pointing ahead in a white circle with a red slashed circumference).

## United Kingdom

6. In general, the UK's signage is largely similar to that in the rest of Europe, though it has a large number of signs that are unique to the UK. In addition, the system and style of signage employed for route information is specific to the UK. Signs which predate WW2 are also still found, and these have a different standard again. Also, the UK is the only European Union member to use a system other than the metric system, i.e. imperial.

## Words to Text 2

- |                     |                                   |
|---------------------|-----------------------------------|
| 1. (roadway) marker | дорожный знак; дорожный указатель |
| 2. pentagon         | пятиугольник                      |

3. county	графство (в Англии), округ (в США)
4. inconsistent	нелогичный, противоречивый
5. devise	разрабатывать
6. partition	раздел
7. circumference	окружность

## Exercise 10

### Find English equivalents in the text.

Федеральная магистраль, уникальные знаки, синий знак в форме пятиугольника, изменяются от штата к штату, несмотря на усилия, за исключением, до раздела Ирландии; изменились, чтобы отличаться; предупреждения об опасной дороге; знаки в значительной степени сходны со знаками в остальной Европе

## Exercise 11

### In which passage can you find the answer to the following questions?

1. Which country is the only European Union member to use a system other than the metric system?
2. Which countries currently use the metric system for road signs?
3. What kinds of road signs are used in different countries?
4. What languages are used on the road signs in different countries?
5. In which country were some domestic signs invented?
6. How do American road signs measure distances?

## Exercise 12

### Say whether these statements are true or false.

1. On American road signs you can see distances measured in kilometres rather than miles.
2. Every state and province use standard markers for its own highways.
3. In some U.S. counties numbered county roads appear on a pentagon-shaped blue sign with yellow letters.
4. Within a mile of the U.S.-Mexico border, road signs are often in English and French.
5. All EU members currently use the metric system for road signs.
6. In Ireland some time after independence, road signs in the south were changed to differ from the UK standard.
7. The stay-left sign (a black curved arrow pointing to the upper-left) is common in Ireland as well as in the UK.

## Exercise 13

Correct the sentences containing false information from Exercise 11 according to the Text 2.

## Exercise 14

Translate these texts in a written form.

### 1. Central and South America

Road signs in Central and South America vary from country to country. For the most part, conventions in signage tend to resemble North American signage conventions more so than European and Asian conventions. For example, warning signs are typically diamond shaped and yellow rather than triangular and white. Notable exceptions include speed limit signs, which follow the European conventions.

### 2. Asia. People's Republic of China

Mainland China uses simplified Chinese characters for its traffic signs. It is gradually moving toward internationally-accepted signs; it abandoned, for example, a localised version of the "no parking sign" (with a Hanzi character) and used the blue-red cross sign as of the late 1990s. In larger cities and on expressways of China, both English and Chinese are used.

### 3. Asia. Hong Kong Special Administrative Region

Although the mainland uses simplified Chinese characters, traditional Chinese characters are still used in Hong Kong (as the policy of "one country, two systems" allows Hong Kong to maintain most affairs, including road traffic regulations, the way they were prior to the handover).

Most, if not all, of Hong Kong's signs are bilingual, as English and Chinese are considered official languages. English often appears on top of text in traditional Chinese.

## Unit 3. ROAD TRAFFIC SAFETY

**Main Text:** Road Traffic Safety

**Grammar:** 1. Objective-with-the-Infinitive Construction

2. For-to-Infinitive Construction

### Pre-reading Activities

#### Exercise 1

**Read and memorize the words from the text.**

1. road safety	правила безопасности уличного движения
2. harm	вред; убыток, урон, ущерб; причинять вред
3. injury	вред, повреждение; рана, ушиб
4. result from	вытекать из, быть результатом чего-либо
5. crash	авария, столкновение (автомобилей и т.п.)
6. acute	острый
7. victim	жертва
8. imperative	настоятельный, срочный; обязательный
9. overwhelmingly	ошеломляюще
10. investigation	исследование
11. discover	обнаруживать, открывать, находить
12. reduce	сокращать, уменьшать
13. consequences	последствия
14. fatality	смерть (от несчастного случая и т. п.)
15. data collection	сбор данных; совокупность данных
16. convey	выражать, передавать (идею, смысл и т. п.)
17. due to	обусловленный
18. potent	действенный, эффективный
19. appeal	призыв, обращение
20. exonerate	освобождать (от ответственности)
21. devoid	лишенный; не имеющий
22. predictability	предсказуемость
23. preeminent	превосходящий других, выдающийся
24. suicide	самоубийство
25. homicide	убийство



## Exercise 2

**Try to guess the meaning of the words and word combinations from the text.**

to reduce the harm, crashes of road vehicles, vehicles traveling on public roads, all other transportation modes combined, the world's largest public health problems, overwhelmingly young and healthy, prior to their crashes, it is imperative to separate, fatal consequences, a road-traffic fatality, the preeminent contributors, to convey a sense, a lesser number, a severely damaged vehicle

## Exercise 3

**Choose the meaning of the word in which it may be used in the text.**

1. For reasons of clear data collection, only harm involving a road vehicle is included.

a) светлый    b) отчётливый    c) незашифрованный    d) очевидный

2. The word *accident* conveys a sense that the losses are due exclusively to fate.

a) перевозить    b) выразить    c) передавать    d) сообщать

3. Saying the driver was killed in a traffic crash describes in simple terms what is observed.

a) следить    b) соблюдать (законы)    c) замечать    d) наблюдать

## Exercise 4

**Find English equivalents to the following Russian word combinations in the Main Text**

Стремится сократить вред; что раскрыли научные исследования; до аварии; необходимо разделять; из соображений сбора незашифрованных данных; чтобы считаться; транспортные происшествия с пешеходами со смертельным исходом; наиболее престижные рецензируемые специалистами журналы; освобождать участников от ответственности; хотя целью изучения безопасности является.

## Exercise 5

### Read and translate the sentences with the Infinitive Constructions.

1. It is not allowed for two persons to ride on one bicycle.
2. It is evident for road-traffic crashes to be one of the world's largest public health problems.
3. We know road-traffic safety to deal with road-traffic crashes.
4. The victim must be struck by a road vehicle for an event to be counted a pedestrian fatality.
5. They expected the word "accident" to disappear from professional literature in the late 1960s as more science was focused on the problem.

## Exercise 6

### Read and translate the Main Text.

#### Main Text

#### ROAD-TRAFFIC SAFETY

**Road-traffic safety** aims to reduce the harm (deaths, injuries, and property damage) resulting from crashes of road vehicles traveling on public roads. Harm from road-traffic crashes is greater than that from all other transportation modes (air, sea, space, off-terrain, etc.) combined.

Road-traffic crashes are one of the world's largest public health problems. The problem is all the more acute because the victims are overwhelmingly young and healthy prior to their crashes. According to the World Health Organization more than a million people are killed on the world's roads each year.

#### Definition of road-traffic crash

Because most of the world's billion drivers have opinions about this subject, it is imperative to separate what scientific investigation has discovered from the rich mix of available material. A clear understanding requires defining what we are talking about.

Road-traffic safety deals exclusively with road-traffic crashes – how to reduce their number and their consequences. A *road-traffic crash* is an event starting on a public road involving a road vehicle that results in harm. For reasons of clear data collection, only harm involving a road vehicle is included. A person tripping with fatal consequences on a public road is not included as a road-traffic fatality. To be counted a pedestrian fatality, the victim must be struck by a road vehicle.

The word “accident” began to disappear from professional literature in the late 1960s as more science was focused on the problem. It should not be used for reasons published in the world’s most prestigious peer-reviewed journals and by the preeminent contributors to the science of the subject.

The word *accident* conveys a sense that the losses are due exclusively to fate. Perhaps this is what gives *accident* its most potent appeal – the sense that it exonerates participants from responsibility. *Accident* also conveys a sense that losses are devoid of predictability. Yet the purpose of studying safety is to examine factors that influence crashes. Some crashes are purposeful acts for which the term accident would be inappropriate even in popular use. At least a few percent (perhaps as much as 5%) of driver fatalities are suicides, while a lesser number are homicides. Very few of the deaths that are suicides or homicides can be identified as such. When a severely damaged vehicle with a dead driver is observed, saying the driver was killed in a traffic crash describes in simple terms what is observed; calling it an accident implies you know more than you do.

### Exercise 7

**Find sentences in the text which have similar meaning with the following sentences.**

1. It is important for people to know that the danger from road-traffic crashes is really great.
2. World Health Organization considers more than a million people to be killed on the world’s roads each year.
3. They think five percent of driver fatalities to be suicides.

### Exercise 8

**Answer the following questions using information from the Main Text.**

1. What does road-traffic safety aim to do?
2. Why is the problem of road-traffic crashes really acute?
3. How many people are killed on the world’s roads each year?
4. How is a road-traffic crash defined?
5. Why is only harm involving a road vehicle included into the definition of a road-traffic crash?
6. What sense does the word *accident* convey?
7. What is the purpose of studying safety?
8. Why can very few of the deaths that are suicides or homicides be identified as such?

## Exercise 9

Give a summary of the text “Road-Traffic Safety”.

## Exercise 10

Read the title of Text 2 and look at the illustrations. What do you think this text is about?

## Exercise 11

Scan Text 2 looking for details your instructor asks.

### Text 2

Sponsored in part by: American Traffic Safety Serv. AssocCenter for Excellence in Rural SafetyNHTSA

Endorsed by: ITS AmericaOllie the Otter

### WHY TRAFFIC SAFETY CULTURE?



Traffic crashes represent the largest cause of fatal injury for nearly all age groups, especially in rural America. Rural states such as Montana have the misfortune of having the highest traffic fatality rates both in terms of exposure (VMT) and population risk (per capita). Driver behavior represents the single largest causal factor for these traffic crashes. Specifically, most crashes result from poor decision making rather than misperceiving information or not having the requisite skills to act correctly. This implies that most crash-related behavior factors – such as speeding, drunk driving, failure to yield, seat belt non-compliance – are the direct result of deliberate decisions by drivers that increase crash risk and injury severity.

Consequently, unless we can focus our research efforts on understanding how culture influences driver attitudes and decision-making processes, we cannot expect to engineer a fundamental and enduring change in driver behavior in our transportation systems.

Initiated in 2009, the first National Summit for Rural Traffic Safety Culture met with overwhelming success. Building on this success, the Summit has become an annual event with the second Summit to be held July 11-13, 2010 in Big Sky, Montana.

Our objective for the Second Annual Summit? Similar to the first Summit, we will continue to strive for increased understanding amongst traffic safety researchers, practitioners, and policy makers about the role of traffic safety culture on

- 1) behavioral factors that increase rural (and national) traffic crash risk;
- 2) attitudinal barriers to public and political acceptance of traffic safety interventions; and
- 3) organizational resistance to safety program change or implementation.

However, the second Summit will take these goals a step further by helping the audience to see the connections between theory and practice. Attendees should come prepared to listen, learn, share and discuss not only their experiences, but those of others in both facilitated small-group discussions and larger question/answer sessions.



### Scholarship Fund

The Western Transportation Institute and the AAA Foundation for Traffic Safety have recognized that these are difficult economic times. Many local and state travel budgets have been negatively impacted by declining revenues, preventing employees from traveling to educational and networking events. As such, the Travel Scholarship Fund is a tool created to facilitate public sector participation in the Summit. Funds will be disbursed in increments of \$500. Applicants must be public sector employees and must complete an application to be considered. The number of scholarships awarded will be based, in part, on available funds. While all applications must be received by Friday, May 28, 2010, it is recommended that you apply early as funds will be distributed, in part, on a first-come, first-served basis.

rural	деревенский, сельский
misfortune	несчастье; злослучение
exposure	воздействие; подвергание какому-л. воздействию
per capita	на душу (населения)

causal	являющийся причиной
misperceiving	неправильное восприятие, понимание
requisite	необходимый, нужный, требуемый
yield	уступать
attitudes	позиция; отношение
endure	длиться; продолжаться, тянуться
strive	бороться, прилагать усилия

## Exercise 12

**Give the title to the first part of the Text 2.**

## Exercise 13

**Divide the text into parts and make up a plan. Retell the text according to your plan.**

## Exercise 14

**Read Text 2 again. Say what you learnt about:**

- the situation with traffic crashes in rural states such as Montana;
- the first National Summit for Rural Traffic Safety Culture;
- the objective for the Second Annual Summit
- Scholarship Fund

## Exercise 15

**Translate these texts in a written form.**

*February 8, 2010.* Montana is a top-ten state when it comes to fatalities on rural roads, according to the National Center for Excellence in Rural Safety at the University of Minnesota. That's largely because the majority of roads in Montana are rural. Making the state's rural roads safer is the job of the state's Transportation Department. Kay Erickson reports that officials look at the accident numbers and then figure out why they're happening and what can be done to reduce them.

*February 22, 2010.* The federal Transportation Department is taking on the issue of distracted driving. The agency recently announced a new rule that prohibits commercial drivers from texting while driving. As Jackie Yamana reports, while this regulation is targeted, the issue is broader.

## Unit 4. ORGANIZATION OF TRAFFIC

**Main Text:** Organization of Traffic

**Grammar:** Nominative-with-the-Infinitive Construction

### Pre-reading Activities

#### Exercise 1

**Read and memorize the words from the text.**

1. advanced	развитый; отлаженный, современный
2. traffic flow	транспортный поток
3. discerned	различать
4. viz.	а именно (сокр. от лат. Videlicet)
5. occupy	занимать
6. lane	полоса
7. vehicle	транспортное средство, автомобиль
8. basis (on a basis)	основа (на основе)
9. rate	скорость, темп
10. average rate	средняя скорость
11. contribution	вклад
12. utilization	использование, коэффициент загруженности
13. presume	предполагать, полагать
14. deviant	имеющий отклонения (от нормы)
15. congested	перегруженный, перенаселенный
16. actual value	фактическое [истинное] значение
17. coherence	связь, когерентность
18. reciprocal	взаимный, обоюдный
19. dissimilar	непохожий, несходный, отличный
20. linear model	линейная модель
21. commencement	отправная точка, начало
22. impede	мешать, препятствовать
23. constitute	составлять
24. suffer from	страдать от чего-л.
25. decrease	уменьшение, снижение

## Exercise 2

Try to guess the meaning of the words and word combinations from the text.

Advanced Traffic Management System, Traveler Information Systems, road traffic flows, traffic density, traffic speed, on a per kilometer basis, on a per lane basis, in a given period of time, is expressed as, kilometers per hour, the average rate of motion, under normal conditions, for this reason, vital importance, both ATIS and ATMS, can be derived from, can best be explained, by means of, reciprocal relation, linear speed-density model, above the theoretically optimum speed.

## Exercise 3

Choose the meaning of the word in which it may be used in the text.

1. This parameter depends on the actual values of the three elementary parameters.

- a) ценность      b) достоинства      c) значение      d) стоимость

2. The contribution of ATMS and ATIS to an optimal utilization of the available road infrastructure will be relatively small under normal conditions.

- a) доступный      b) полезный      c) действительный      d) наличный

3. The three fundamental diagrams can be formulated, which outline the behaviour of the traffic flow.

- a) очертание      c) набросок      e) наметить  
b) схема      d) рисовать контур      f) основная идея

4. Their general outline is commonly considered to be appropriate.

- a) очертание      c) набросок      e) наметить  
b) схема      d) рисовать контур      f) основная идея

## Exercise 4

Translate the sentences with the Infinitive. Pay special attention to the Complex Subject (the Nominative-with-the-Infinitive Construction).

1. The contribution is presumed to be considerable in the case of deviant traffic conditions.
2. Another macroscopic traffic parameter can be derived from the three elementary traffic flow parameters.
3. Their coherence can best be explained by means of the well-known reciprocal relation.



4. The three so-called fundamental diagrams can be formulated.
5. Their general outline is commonly considered to be appropriate.
6. This is likely to eventuate in (кончатся) a diversion (отклонение от курса) recommendation.
7. The other elementary macroscopic traffic flow parameters might contribute to the ATIS objectives.
8. When you cause a traffic accident, you are required to assume (брать на себя) civil liabilities.

## Exercise 5

**Read and translate the Main Text.**

### Main Text

#### ORGANIZATION OF TRAFFIC ROAD TRAFFIC MODELS

Advanced Traffic Management Systems (ATMS) and Traveler Information Systems (ATIS) are based on mathematical models on the behavior of road traffic flows.

#### Traffic Flow Parameters of Interest

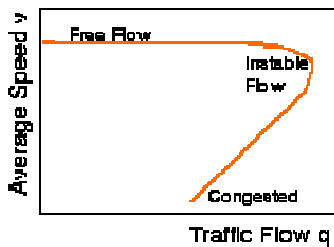
Three elementary parameters are commonly discerned that collectively determine the status of the actual macroscopic traffic process, viz. traffic density  $k$ , traffic flow  $q$  and traffic speed  $v$ . The following definitions are given for these three elementary macroscopic traffic flow parameters.

The traffic density  $k$  is defined as the number of vehicles occupying a section of roadway in a single lane and is expressed on a per kilometer and a per lane basis (veh/km/lane).

The traffic flow  $q$  is defined as the number of vehicles passing a specific point or short section in a given period of time in a single lane and is expressed as an hourly rate on a per lane basis (veh/hr/lane).

The speed  $v$  is defined as the average rate of motion and is expressed in kilometers per hour (km/hr).

It is generally accepted that the contribution of ATMS and ATIS to an optimal utilization of the available road infrastructure will be relatively small under normal conditions, but is presumed to be considerable in the case of deviant traffic conditions. For this reason, we distinguish another macroscopic traffic parameter that is of vital importance for both ATIS and Figure: typical  $v, q$ -diagram ATMS and that can be derived from the three elementary traffic flow parameters: the prevailing traffic flow regime, i.e. free flow or congested traffic.



This parameter depends on the actual values of the three elementary parameters. Their coherence can best be explained by means of the well-known reciprocal relation that exist between the three elementary traffic parameters, namely

$$q = v k.$$

Based on this relationship the three so-called fundamental diagrams can be formulated, which outline the behaviour of the traffic flow, expressed in the elementary parameters  $q$ ,  $v$  and  $k$ . Although various, dissimilar theories exist about the exact shape of the fundamental diagrams, their general outline is commonly considered to be appropriate. The Figure illustrates one possible and rather simplified appearance of one of the fundamental diagrams, viz. the speed-flow ( $vq$ ) diagram based on the linear speed-density model of Greenshields. In this speed-flow ( $vq$ ) diagram, we can observe two distinct states of the macroscopic traffic flow. In the commencement of the first state, that of free-flow traffic, the individual vehicles that constitute the traffic flow hardly impede one another and the prevailing speed  $v$  remains well above the theoretically optimum speed  $v_0$ . As the number of vehicles in the traffic flow increases, the vehicles more and more suffer from one another and the speed decreases and eventually approaches  $v_0$ . In the second state, that of congested traffic, the individual vehicles impede each other in such a way that both the flow and the speed further decrease.

## Exercise 6

**Decipher the following contractions and translate them into Russian.**

ATMS, ATIS, veh/km/lane, veh/hr/lane, km/hr

## Exercise 7

**Find the definition to the following traffic flow parameters.**

- |                            |  |
|----------------------------|--|
| 1. the traffic density $k$ | A. free flow or congested traffic  |
| 2. the traffic flow $q$    | B. the number of vehicles occupying a section of roadway in a single lane                                      |
| 3. the speed $v$           | C. the number of vehicles passing a specific point or short section in a given period of time in a single lane |
| 4. the prevailing          | D. the average rate of motion traffic flow regime  |

## Exercise 8

**Answer the questions on the text.**

1. What are ATMS and ATIS based on?
2. How is the traffic flow expressed?
3. What basis is the traffic density expressed on?
4. How is the speed expressed?
5. In which case is the contribution of ATMS and ATIS to an optimal utilization of the available road infrastructure presumed to be considerable?
6. What relation does the equation  $q = v k$  show?
7. What can we observe in the speed-flow ( $vq$ ) diagram?
8. What happens if the number of vehicles in the traffic flow increases?

## Exercise 9

**Scan Text 2 looking for details your instructor asks.**

### **Text 2**

#### **Part 1**

So, the fourth macroscopic traffic parameter that we distinguish indicates the currently prevailing traffic regime, hence free flow or congested traffic. Although often three traffic states are discerned, the right-most part of the  $vq$ -diagram comprising of both a free-flow and congested component is often separately considered as the unstable region, for our purposes we will follow the two-regime approach.

Besides the four depicted elementary traffic flow parameters, also other characteristics of the actual traffic flows on the road network(s), might be of interest for ATMS or ATIS. Examples of such additional relevant traffic flow parameters would be the actual capacity and origin-destination data.

#### **Part 2**

From the perspective of ATIS, the most important topic is informing the (equipped) road user with respect to the optimal route from its origin to its destination, giving the traffic conditions at the moment of passage. Without fixing the exact criteria that are used to determine whether a particular route is optimal (a weighed combination of travel time, distance, costs, etc. might be used), in general, the real-time link mean speed  $v$  or travel time  $t$  is the most determinative (and the most difficult to determine) component. Furthermore, ATIS should notify the (equipped) road users when a disturbance in the traffic flow has occurred that will significantly affect the travel time that they will experience on their (planned) route from origin to destination, and which is likely to eventuate in a

diversion recommendation. Hence, for ATIS, also selection of the prevailing traffic regime, i.e. detecting delaying congestion, is of importance.

The other elementary macroscopic traffic flow parameters that we have distinguished, viz. the density  $k$  and the flow  $q$ , might, in some subordinate way, contribute to the ATIS objectives, but are certainly not indispensable. Therefore, we will only suggestively address obtaining and further processing data concerning the actual value of the flow  $q$  and the density  $k$ .

### Part 3

From the perspective of ATMS, the most important topic is distributing the available traffic over the accessible infrastructure. For this, predominantly the actual amount of traffic, i.e. the traffic flow  $q$  (possibly also the traffic density  $k$ ), and the actual performance of each part of the road network(s), i.e. link mean speed  $v$  or travel time  $t$ , are of importance. By means of infrastructure based traffic detector, so we will not consider the issue of obtaining the flow or density by means of infrastructure based traffic detectors for ATMS any further.

Since swift detection of disturbances in the traffic flow and deploying measures accordingly, is crucial for ATMS, also selection of the prevailing traffic regime, i.e (automatic) detection of incidents, is of major importance for ATMS. Existing Automatic Incident Detection (AID) systems basically belong to the class of ATCS (i.e., they are local-oriented).

### Exercise 10

**Give the appropriate title to each part of the text.**

- |        |                             |
|--------|-----------------------------|
| Part 1 | A) Relevant ATMS Parameters |
| Part 2 | B) Relevant ATIS Parameters |
| Part 3 | C) Free-Flow or Congestion  |

### Exercise 11

**Say whether these statements are true or false.**

1. The fourth macroscopic traffic parameter indicates the currently prevailing traffic regime.
2. The right-most part of the  $vq$ -diagram is often separately considered as the stable region.
3. It is impossible to give the road users information about the optimal route from its origin to its destination.
4. The other elementary macroscopic traffic flow parameters (the density  $k$  and the flow  $q$ ) are not indispensable.
5. The traffic flow (and more or less also the density) can be measured directly and accurately.

# Unit 5. ROAD DESIGN

**Main Text:** Road Design

## Exercise 1

**Read the title of the text. Say what information you can learn from it.**

## Exercise 2

**Read and translate the text using a dictionary.**

### **Main Text**

#### **ROAD DESIGN**

On neighborhood roads where many vulnerable road users, such as pedestrians and bicyclists (both young and old) can be found, traffic calming can be a tool for road safety. Shared space schemes, which rely on human instincts and interactions, such as eye contact, for their effectiveness, and are characterised by the removal of traditional traffic signals and signs, and even by the removal of the distinction between carriageway (roadway) and footway (sidewalk), are also becoming increasingly popular. Both approaches can be shown to be effective.

Outside neighborhood roads, design features are added to increase motorized safety and mobility. These features come at increasing costs; costs which include monetary amounts, decreased or discouraged usage by non-motorized travelers, as well as aesthetics. Benefits include a broader spectrum of occupational, cultural and entertainment options than enjoyed by more travel-limited generations.

At the other end of the spectrum from neighborhood roads are motorways, which may be called freeways, limited access highways, Autobahnen, Interstates or other national names. Motorways have the best engineered road features, limited access and minimise opportunities for conflict so are typically the safest roads per mile travelled and offer better fuel economy despite higher average speeds.

#### **Road Design Features**

Better highways are banked on curves in order to reduce the need for tire-traction and increase stability for vehicles with high centers of gravity. Most roads are cambered (crowned), that is, made so that they have rounded surfaces, to reduce standing water and ice, primarily to prevent frost damage but also increasing traction in poor weather. Some sections of road are now

surfaced with porous bitumen to enhance drainage; this is particularly done on bends.

Most street furniture is now designed to absorb impact energy and minimize the risk to the occupants of cars, and bystanders. For example, most side rails are now anchored to the ground, so that they cannot skewer a passenger compartment, and most light poles are designed to break at the base rather than violently stop a car that hits them. Some street furniture is designed to collapse on impact. Highways authorities have also removed trees in the vicinity of roads; while the idea of "dangerous trees" has attracted a certain amount of skepticism, unforgiving objects such as trees can cause severe damage and injury to any errant road users.

The ends of some guard rails on high-speed highways in the United States are protected with Fitch Barriers, a system of sand-filled barrels designed to gradually absorb the kinetic energy of a vehicle and slow it more gently before it can strike the end of the guard rail head on, which would be devastating at high speed.

Road hazards and intersections in some areas are now usually marked several times, roughly five, twenty and sixty seconds in advance so that drivers are less likely to attempt violent maneuvers.

Most signs and road line paint are retro-reflective, incorporating small glass spheres to reflect headlights more efficiently.

Lane markers in some countries and states are marked with Cat's eyes or Botts dots, bright reflectors that do not fade like paint. Botts dots are not used where it is icy in the winter, because frost and snowplows can break the glue that holds them to the road, although they can be embedded in short, shallow trenches carved in the roadway, as is done in the mountainous regions of California.

In some countries major roads have "tone bands" impressed or cut into the edges of the legal roadway, so that drowsing drivers are awakened by a loud hum as they release the steering and drift off the edge of the road. Tone bands are also referred to as "rumble strips," owing to the sound they create.

The U.S. has developed a prototype automated roadway, to reduce driver fatigue and increase the carrying capacity of the roadway. Roadside units participating in future Wireless vehicle safety communications networks have been studied.

There is some controversy over the way that the motor lobby has been seen to dominate the road safety agenda. Some road safety activists use the term "road safety" (in quotes) to describe measures such as removal of "dangerous" trees and forced segregation of the vulnerable to the advantage of motorized traffic. Orthodox "road safety" opinion fails to address what Adams describes as the top half of the risk thermostat, the perceptions and attitudes of the road user community.

### Exercise 3

**Give English equivalents to the following words and expressions and use them in sentences of your own.**

Пешеходы и велосипедисты, традиционные сигналы и знаки дорожного движения, межквартальные дороги, магистраль с ограниченным доступом, лучше экономия топлива, средние скорости выше.

### Exercise 4

**Explain the meaning of the following words and phrases from the text and reproduce the contexts in which they occur.**

Tire-traction, high centers of gravity, to increase motorized safety and mobility, non-motorized travelers, limited access highways, the best engineered road features, they have rounded surfaces, are surfaced with porous bitumen, side rails are anchored to the ground, are designed to break at the base.

### Exercise 5

**Match the words or word combination from the column A with its definition or description from the column B.**

A	B
1. cambered roads	a) a system of sand-filled barrels designed to gradually absorb the kinetic energy of a vehicle
2. vulnerable road users	b) bright reflectors that do not fade like paint
3. human instincts and interactions	c) can cause severe damage and injury
4. motorways	d) eye contact
5. trees	e) for drowsing drivers to be awakened by a loud hum
6. Fitch Barriers	f) freeways, Interstates, Autobahnen, limited access highways
7. retro-reflective paint	g) incorporating small glass spheres to reflect headlights more efficiently

A	B
8. Cat's eyes or Botts dots	h) made so that they have rounded surfaces
9. "tone bands"	i) pedestrians and bicyclists
	j) the safest roads per mile travelled

## Exercise 6

**Complete the sentences from the text.**

1. Road hazards and intersections in some areas are now usually marked ...
2. Botts dots are not used where it is ...
3. Drowsing drivers are awakened by a loud hum as they release the steering and ...
4. The U.S. has developed ..., to reduce driver fatigue and increase the carrying capacity of the roadway.

## Exercise 7

**Say whether the following statements are true or false.**

1. Motorized safety and mobility can be increased outside neighborhood roads by adding design features.
2. Motorways are the most dangerous roads per mile travelled.
3. Neighborhood roads offer better fuel economy despite higher average speeds.
4. Rounded surfaces of the roads reduce standing water and ice increasing traction in poor weather.
5. Some sections of road are now surfaced with porous bitumen to enhance drainage; this is particularly done on grades.
6. Some street furniture is designed to be destroyed on collision.

## Exercise 8

**Answer the questions on the Text.**

1. What can be a tool for road safety on neighborhood roads?
2. Why are most roads cambered, that is, made so that they have rounded surfaces?
3. What have highways authorities removed in the vicinity of roads?



4. Why are road hazards and intersections in some areas marked several times?
5. What are Cat's eyes or Botts dots used for?
6. Where are Botts dots not used and why?
7. Where do major roads have "tone bands" impressed or cut into and what for?
8. Why are tone bands referred to as "rumble strips"?
9. What has a prototype automated roadway been developed for?
10. What term do some road safety activists use to describe measures such as removal of "dangerous" trees?

## **Exercise 9**

**Read the text again. Say what you learnt about:**

- neighborhood roads;
- the motorways;
- the road design features;
- some road safety activists.

## Unit 6. TYPES OF HARM

**Main Text:** Types of Harm

**Grammar:** 1. Participle I  
2. Participle II

### Exercise 1

**Fill the table with the forms of the Participle from the given verbs:**

to safe, to reduce, to cause, to report

Forms of the Participle		
	Active	Passive
Present		
Perfect		
Past		

### Exercise 2

**Read the title of the text. Say what information you can learn from it.**

### Exercise 3

**Read and translate the text using a dictionary.**

#### Main Text

#### TYPES OF HARM IN A ROAD-TRAFFIC CRASH

- 1

Conceptually, the clearest type of harm in a road-traffic crash is death – or a fatality. However, the definition of a road-traffic fatality is far more complicated than a casual thought might indicate, and involves many essentially arbitrary criteria. In the United States, for example, the definition used in the Fatality Analysis Reporting System (FARS) run by the NHTSA is a person who dies within 30 days of a crash on a US public road involving a vehicle with an engine, the death being the result of the crash. In America therefore, if a driver has a non-fatal heart attack that leads to a road-traffic

crash that causes death, that is a road-traffic fatality. However, if the heart attack causes death prior to the crash, then that is not a road-traffic fatality. If a victim dies many days after a crash, a difficult judgment may be required to decide whether it is a road-traffic fatality. For example, a frail person may die from pneumonia during hospitalization to treat crash trauma. As we all have some chance of dying at any moment, some people die within 30 days of even the most minor crash. While far from perfect, fatality data are by far the most reliable information we have, and much of the solid findings in traffic safety relate to fatalities. The case study can better show the results.

The **National Highway Traffic Safety Administration (NHTSA**, often pronounced "nit-suh") is an agency of the Executive Branch of the U.S. Government, part of the Department of Transportation. It describes its mission as "Save lives, prevent injuries, reduce vehicle-related crashes."

One of NHTSA's major achievements in pursuit of this mission is the data files maintained by the National Center for Statistics and Analysis. In particular, the Fatality Analysis Reporting System, or FARS, has become a resource for traffic safety research not only in the US, but throughout the world. Research contributions using FARS by researchers from many countries appear in many non-US technical publications, and provide the most solid knowledge on the subject.

The agency has an annual budget of US \$815 Million (2007).

- **2**

How many road-traffic crash injuries occur in the world? The answer to this question is highly uncertain. Whether an injury is reported may depend upon compensation and medical procedures as well as on the amount of harm. While the definition and determination of fatalities are difficult, injuries involve much more complexity.

- **3**

Data for property damage crashes is even more uncertain than for injuries. In some jurisdictions the criterion for reporting is damage exceeding some monetary amount specified by statute. Because of inflation, this requirement may include more and more minor crashes as time passes, until the amount is abruptly changed, thereby reducing the reported number of crashes. Drivers generally report single-vehicle property damage crashes only if they see some benefit in reporting them, regardless of legal obligations.

- **4**

Crashes resulting in property damage vastly outnumber crashes resulting in minor injuries, which vastly outnumber crashes resulting in major injuries, which vastly outnumber crashes resulting in fatality. Fatality is often referred to as a fatal injury. Most analyses focus on fatalities, injuries (specified as including or not including fatalities) and property damage (specified as including or not including injuries – nearly all crashes damage property).

The total annual cost of property damage (\$60 billion) is greater than the fatality cost (\$41 billion) for the US (all harm converted to dollar equivalent), reflecting how vastly more minor crashes occur. The total cost of road-traffic crashes to the US in 2000 was \$231 billion (Blincoe LJ et al. *The economic impact of motor vehicle crashes, 2000*. Report DOT HS 809 446. Washington, DC: National Highway Traffic Safety Administration, US Department of Transportation; May 2002).

- 5

The quantities that can be measured in road-traffic safety are nearly always rates. That is, some measure of harm (deaths, injuries, or property damage) divided by some indicator of exposure to the risk of this harm. Simple counts are almost never used. The annual count of fatalities is a rate, namely, the number of fatalities per year. Common rates related to road-traffic fatalities include the number of deaths per capita, per registered vehicle, per licensed driver, or per vehicle mile traveled. There is no one rate that is superior to others in any general sense. The rate to be selected depends on the question being asked – and often also on what data are available. What is important is to specify exactly what rate is measured and how it relates to the problem being addressed.

- 6

Road-traffic crashes are as old as the roads themselves. Nicolas-Joseph Cugnot crashed his steam-powered "Fardier" against a wall in 1770. Amongst the earliest recorded motor vehicle accident fatalities were Mary Ward who died after being thrown from an experimental steam car on August 31, 1869 in Parsonstown, Ireland, and Bridget Driscoll who was hit by a car on August 17, 1896 in London.

Many of the earliest innovations in road safety are credited to William Phelps Eno, sometimes known as the "father of traffic safety". He is credited with conceiving the stop sign, the traffic circle (roundabout), the one-way street, and many other features of traffic control that are taken for granted today.

The earliest methods for improving road safety included traffic signs and signals, and road markings such as center lines (June McCarroll's idea), as well as compulsory driver testing and licensing.

The foregoing list of early interventions is an example of the "three E's": Engineering, Education, and Enforcement efforts to overcome human error and imperfect human reliability. Road user error has been recognized as a principal causative factor of collisions from the beginning, since the percentage of crashes directly attributable to animals or mechanical failure is very small. The term "crash" is preferred by authorities rather than the popular term "accidents" so as to also encompass rare but deliberate acts, such as road rage. Generally, crashes appear to be results of the "three I's", that is, inattention, illness, or impairment, rather than malice or terror.

Vulnerable road users bear the consequences of the 3 I's, even in the cases when they themselves are inattentive, ill, or impaired rather than a vehicle user being, perhaps, impaired.

#### Exercise 4

**Give English equivalents to the following words and expressions and use them in sentences of your own.**

Дорожно-транспортные происшествия со смертельным исходом; научно исследовательский вклад; предотвращать повреждения; вред, причиненный имуществу; независимо от правовых обязательств; незначительные повреждения; значительные повреждения; смертельная рана (повреждение); простые расчеты; количество смертельных случаев в год; количество смертей на душу населения; основной причинный фактор

#### Exercise 5

**Explain the meaning of the following words and phrases from the text and reproduce the contexts in which they occur.**

jurisdiction	road-traffic crash injuries
to be taken for granted	to be credited to
to see some benefit in	to reduce vehicle-related crashes
to bear the consequences of something	
to provide the most solid knowledge on the subject	
single-vehicle property damage crashes	

#### Exercise 6

**Choose synonyms for the word combinations from the text.**

1. uncertain data (unclear, definite, doubtful, difficult to determine)
2. a frail person (very thin, sickly, strong, weak)

#### Exercise 7

**Find sentences with the following words in the text. Look up these words in the dictionary and explain the difference in their meaning.**

crash, accident, collision

## Exercise 8

Find in the text sentences in which the *Participle* is used. Identify forms and functions of the *Participles* in the sentences and translate them into Russian.

## Exercise 9

Match the titles with the parts of the text.

- |        |                           |
|--------|---------------------------|
| Part 1 | A) All measures are rates |
| Part 2 | B) Injuries               |
| Part 3 | C) Fatality               |
| Part 4 | D) Property Damage        |
| Part 5 | E) History                |
| Part 6 | F) Relative Frequency     |

## Exercise 10

Complete the sentences from the text.

1. The clearest type of harm in a road-traffic crash is ...
2. What is the mission of The National Highway Traffic Safety Administration?
3. Common rates related to road-traffic fatalities include ...
4. The earliest methods for improving road safety included ...
5. Generally, crashes appear to be results of the "three I's", that is, ...

## Exercise 11

Say whether the following statements are true or false.

1. In America if a driver has a non-fatal heart attack that leads to a road-traffic crash that causes death that is not a road-traffic fatality.
2. The Fatality Analysis Reporting System, or FARS, has become a resource for traffic safety research only in the USA.
3. Crashes resulting in minor injuries vastly outnumber crashes resulting in fatality.
4. The percentage of crashes directly attributable to animals or mechanical failure is higher than because of road user error.

## **Exercise 12**

### **Answer the questions on the Text:**

1. What are the main types of a road-traffic crash?
2. Why are the definition and determination of fatalities so difficult?
3. What is the road-traffic fatality?
4. What is the criterion for reporting property damage in some jurisdictions?
5. Who is the "father of traffic safety"? What is he famous for?
6. What is recognized as a principal causative factor of collisions?

## **Exercise 13**

**Make a summary of the text and retell it.**

# Unit 7. SPEEDING

**Main Text:** Speeding

**Grammar:** 1. Complex Object with Infinitive and Participle  
2. The Participial Constructions

## Pre-reading Activities

### Exercise 1

**Read and memorize the following words and word combinations:**

- |                               |   |
|-------------------------------|---|
| 1. research                   | исследование                                |
| 2. cause                      | быть причиной, вызывать                     |
| 3. death                      | смерть                                      |
| 4. injury                     | повреждение; рана, ушиб                     |
| 5. increase                   | возрастать, увеличиваться                   |
| 6. rapidly                    | быстро                                      |
| 7. appropriately              | соответственно, соответствующим образом     |
| 8. set                        | устанавливать                               |
| 9. speed limit                | лимит скорости, допустимая скорость         |
| 10. travelling speed          | скорость движения                           |
| 11. travel at the speed limit | двигаться с допустимой скоростью            |
| 12. serious injury            | серьезное повреждение                       |
| 13. fatality crash            | авария со смертельным исходом               |
| 14. twice as ... as           | в два раза ..., чем                         |
| 15. based on this research    | согласно этому исследованию                 |
| 16. conclude                  | делать вывод (заключение)                   |
| 17. involvement in ...        | вовлечение в ...                            |
| 18. casualty crash            | авария в результате несчастного случая      |
| 19. double                    | удваивать(ся)                               |
| 20. reason                    | причина                                     |
| 21. reduction                 | снижение, понижение, уменьшение             |
| 22. make a difference to sth  | повлиять на что-либо                        |
| 23. avoid                     | избежать                                    |
| 24. collision                 | столкновение                                |
| 25. recognise danger          | осознавать опасность                        |
| 26. evasive action            | действия по уклонению (от столкновения)     |
| 27. decide on                 | выбрать, определить что-либо своим решением |



28. brake	тормозить
29. swerve	свернуть в сторону; уклониться
30. complete an action	выполнить действие
31. furthermore	кроме того, более того
32. maneuver	маневрировать
33. relationship	связь
34. stopping distance	путь торможения
35. impact speed	скорость при столкновении
36. point	точка, место

## Exercise 2

### Read the international words and guess their meanings:

to calculate, risk, 60 km/h zone, to maneuver, result, to result in, diagram, distance.

## Exercise 3

### Translate the following word combinations into Russian using the words from exercise 1.

an appropriately set speed limit

driving at certain speeds over the speed limit

even small reductions in speed make a large difference to risk

to drive at certain speeds over the speed limit

## Exercise 4

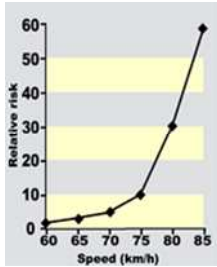
### Read and translate the Main Text.

#### Main Text

#### SPEEDING RESEARCH

Research has shown that the risk of a crash causing death or injury increases rapidly, even with small increases above an appropriately set speed limit.

Speeding greatly increases the risk of injury and death. Research on travelling speeds and crash involvement has calculated the crash risk of driving at certain speeds over the speed limit in a 60 km/h zone.



For example a driver travelling at 65 km/h in a 60 zone is twice as likely to have a serious injury or fatality crash as a driver travelling at the speed limit. Driving at 70 km/h in a 60 km/h zone, the driver is more than 4 times as likely to crash.

Based on this research it can be concluded that in a 60 km/h speed limit area, the risk of involvement in a casualty crash doubles with each 5 km/h increase in travelling speed above 60 km/h.

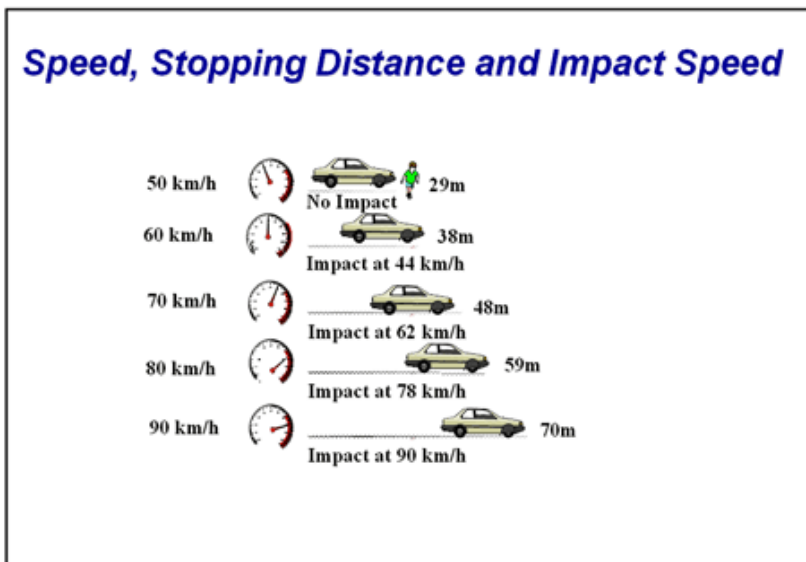
There are three reasons that small reductions in speed make such a large difference to risk.

**1. Small differences in speeds mean differences both in time to collision and ability to avoid a crash.**

Even if a vehicle cannot be stopped in the available distance, the collision can still sometimes be avoided. When a driver is speeding there is less time for both that driver and any other road user (either a pedestrian or another driver) to:

- Recognise danger
- Decide on an evasive action (brake, swerve)
- Complete the evasive action

Furthermore, a vehicle travelling at a higher speed is more difficult to maneuver.



**2. Small differences in vehicle speeds, before braking begins, can result in large differences in impact speeds.**

The diagram below shows the relationship between speed, stopping distance and impact speed. For each travelling speed both the stopping distance for vehicles travelling 50 km/h to 90 km/h are shown and the impact speeds for vehicles travelling faster than 50km/h at the point where the vehicle travelling at 50 km/h would have stopped (i.e. at 29m).

**3. Even small differences in impact speed make a large difference to the probability of serious injury.**

The reason for this difference is that the force of the crash varies with the square of the impact speed. For example, a 70 km/h collision has about twice the force of a 50 km/h collision.

## Exercise 5

**Find English equivalents to the following sentences or word combinations in the text.**

1. Риск вовлечения в аварию, произошедшую в результате несчастного случая, удваивается.
2. Связь между скоростью движения, путем торможения и скоростью при столкновении
3. Транспортные средства, движущиеся со скоростью более 50 километров в час
4. Столкновение на скорости 70 км/ч имеет силу, примерно в два раза превышающую силу столкновения на скорости 50 км/ч.

## Exercise 6

**Say whether these statements are true or false.**

1. Speeding doesn't influence the risk of a crash causing death or injury.
2. The risk of involvement in a casualty crash in a 60 km/h speed limit area doubles with each 5 km/h increase in travelling speed above 30 km/h.
3. Even small increases in speed make a large difference to risk.
4. A vehicle travelling at a higher speed is less difficult to maneuver.
5. The force of the crash equals the square of the impact speed.

## Exercise 7

**Answer some questions on the Text:**

1. What has research on travelling speeds and crash involvement calculated?

2. What is the crash risk of driving at 65 km/h and 70 km/h speeds in a 60 km/h zone?
3. What are three reasons that small reductions in speed make a large difference to risk?
4. How can differences in speeds influence and ability to avoid a crash?
5. What is the relationship between speed, stopping distance and impact speed?

## Exercise 8

**Translate the following text into English:**

Превышение скорости - самое популярное нарушение ПДД на наших дорогах. Практически каждый когда-нибудь превышал допустимую скорость, и не обязательно, что его штрафовали за это.

В ПДД четко написаны регламентируемые числа: 60 км/ч в городах, 90 км/ч на пригородных дорогах, 110 км/ч по автомагистралям. Есть еще и частные случаи, когда на дорогах стоят знаки, ограничивающие скорость движения. Например, популярен знак 40 км/ч. Все эти числа не случайны. Эти скоростные режимы рассчитаны на то, что водитель, соблюдающий их, всегда сможет успеть сориентироваться в дорожных ситуациях, предотвратить ДТП или прочие несчастные случаи. На дорогах России страшное количество ДТП, и виной тому халатное отношение водителей к ПДД, в том числе и к скоростному режиму. В итоге получается нарушение ПДД, что влечет за собой либо денежный штраф, либо даже лишение водительских прав.

## Exercise 9

**Read Text 2 without using a dictionary and give the title to the text.**



### Text 2

A significant percentage of all crashes are speeding-related. These crashes are a serious problem and have contributed to the slowdown in the reduction of motor vehicle fatalities. GHSA\* recommends that NHTSA\*\* should make speeding-related crashes a priority and conduct research on effective countermeasures, identify best practices and provide technical assistance to states that wish to address the issue. NHTSA should also examine a number of issues such as: the impact of speed fines

and points, the effect of decriminalizing speed violations, the coordination of speed campaigns with those for safety belts and impaired driving and potential changes to vehicle standards to limit the speed of passenger vehicles. Further, NHTSA should approach speed in an integrated manner by working closely with FHWA on speeding-related engineering issues and with FMCSA on the problem of speeding commercial motor vehicles.

GHSA supports the authorization of a federal incentive grant program to help states combat the problem of speeding. Such a program should encourage state and local speed enforcement initiatives, the use of automated speed enforcement, and implementation of local speed education campaigns and speed management workshops.

Speed limits should be part of a comprehensive speed management program including highway engineering, speed enforcement and public education. They should be established based on several factors including, but not limited to: highway design, highway operations, highway conditions, differences at state or municipal borders and traffic safety. Decisions regarding speed limits should consider the likely safety consequences (crashes, injuries, deaths and economic costs) of different speed limits. Speed limits should be perceived as reasonable by the public and be well publicized and vigorously enforced.

GHSA strongly encourages motor vehicle manufacturers and advertisers to restructure advertising messages to encourage safety instead of speed. GHSA offers to work with other organizations in the transportation and highway safety communities to develop plans and support for responsible corporate advertising.

GHSA supports state and national efforts to prohibit the sale and/or use of speed detection devices (e.g. radar and laser detectors) by the public because such devices undermine law enforcement efforts to control motor vehicle speeds and enhance highway safety.

---

\*GHSA (Governors Highway Safety Association) - некоммерческая организация, состоящая из специально назначенных губернаторами штатов людей для улучшения контроля за безопасностью езды на дорогах штата.

\*\*NHTSA (National Highway Traffic Safety Administration) - Национальное управление безопасностью движения на трассах

## **Exercise 10**

**Make up a plan to the texts.**

## **Exercise 11**

**Make a summary of the text and retell it according to the plan.**

# Unit 8. ALCOHOL AND DRUGS

**Main Text:** Alcohol and Drugs

**Grammar:** The Participle. Revision

## Pre-reading Activities

### Exercise 1

**Read and memorize the following words and word combinations**

- |                         |  |
|-------------------------|--|
| 1. unacceptable         | неприемлемый   |
| 2. drug                 | 1) лекарство, медикамент 2) наркотик                         |
| 3. skills               | умения, навыки   |
| 4. mood                 | настроение; психологическое состояние                        |
| 5. increase             | усиливать  |
| 6. to be involved in    | быть вовлеченным в ...                                       |
| 7. stupid               | глупый, тупой  |
| 8. brain's ability      | способность мозга  |
| 9. respond to smth      | реагировать на что-либо                                      |
| 10. emergency           | 1) непредвиденный случай<br>2) критическое положение; авария |
| 11. be affected by      | находиться под действием                                     |
| 12. novice drivers      | начинающий водитель  |
| 13. provisional licence | временное водительское удостоверение                         |
| 14. holder              | владелец   |
| 15. restrict            | ограничивать   |
| 16. sober up            | протрезветь  |
| 17. at random           | наугад; случайным образом                                    |
| 18. conduct a test      | делать тест  |
| 19. certain             | определенный   |
| 20. circumstances       | обстоятельства   |
| 21. require             | приказывать, требовать                                       |
| 22. sobriety            | трезвость  |
| 23. undergo a test      | пройти тест  |
| 24. have a hangover     | быть с похмелья  |
| 25. current             | текущий, теперешний, современный                             |
| 26. level               | уровень  |
| 27. be affected by      | находиться под воздействием                                  |
| 28. drop                | падать, снижаться  |

## Exercise 2

### Read the international words and guess their meanings.

Fatality, fatal, legal limit, to test, alcohol limit, licence, factor, affect, dramatically, alcohol concentration, campaign

## Exercise 3

### Read and translate the Main Text.

#### Main Text

#### ALCOHOL AND DRUGS

There's a belief – particularly among young men – that driving drunk is unacceptable, but having a few drinks and driving is OK.



Alcohol is a drug which affects your skills, mood and behavior. Just a few drinks increase your Blood Alcohol Concentration (BAC) and as your BAC increases, so does your risk of being involved in a crash:

- 0.05 – double the risk
- 0.08 – 7 times the risk
- 0.15 – 25 times the risk

Other drugs also impair your driving and mixing one drug with another, or mixing alcohol with other drugs, dramatically increases your risk of crashing if you're stupid enough to try driving.

The RTA's drink driving campaign, 'Brain', shows the affect just a few beers can have on your brain's ability to respond to emergencies.

Drink driving is a factor in about one in every five crashes in NSW where someone loses their life. Of the people who are killed, 88 per cent are men and 75 per cent are under the age of 40.

You don't have to be drunk to be affected by alcohol. You might feel normal but no one drives as well after drinking alcohol.

Novice drivers with any level of alcohol in their blood are at a much higher risk of crashing. This is why learner and provisional licence holders are restricted to a zero alcohol limit.

Getting back to zero (sobering up), takes a long time. No amount of coffee, food, physical activity or sleep will speed up the process.

In NSW, police have the power to:

- Stop drivers at random to test for alcohol.
- Arrest drivers who test over the legal limit.
- Arrest drivers they believe are impaired by drugs, and conduct a blood and urine test

- Require a driver to undergo a sobriety test in certain circumstances.

Since the introduction of RBT in 1982, fatal crashes involving alcohol have dropped from 40 per cent of all fatalities to the current level of 19 per cent.

Drink driving is stupid. Driving is dangerous when you're affected by alcohol and/or drugs. When you're having a hangover or sobering up – even the next day – your driving may still be affected.

## Exercise 4

**Find English equivalents to the Russian sentences in the text.**

1. Вождение автомобиля в алкогольном опьянении неприемлемо.
2. Алкоголь – это наркотик, который оказывает воздействие на ваши навыки, психологическое состояние и поведение.
3. Вождение автомобиля опасно, когда вы находитесь под действием алкоголя или наркотиков.
4. Даже немного алкогольного напитка увеличивает содержание алкоголя в крови.
5. Вождение автомобиля в состоянии алкогольного опьянения является причиной одной из каждых пяти аварий, в которой кто-либо расстается с жизнью.
6. Начинающие водители с любым уровнем содержания алкоголя в крови сильнее подвержены риску попасть в аварию.

## Exercise 5

**Insert the missing words and word combinations into the sentences.**

1. You don't have to be drunk to ... by alcohol.
2. Police have the power to require a driver to undergo a ... in certain circumstances.
3. Other drugs also impair your driving and mixing one drug with another, or mixing alcohol with other drugs, dramatically increases your risk of ... if you're stupid enough to try ....
4. The RTA's drink driving campaign, 'Brain', shows the affect just a few beers can have on your ... to respond to ....
5. You might feel normal but no one drives as well after ....



6. When you're coming down or sobering up – even the next day – your driving may still ....

### Exercise 6

**Give the definition to the term “drink driving” using information from the text.**

### Exercise 7

**Answer the questions on the Text.**

1. Does drink driving increase your risk of being involved in a crash?
2. Do you have to be drunk to be affected by alcohol?
3. What are the statistics of drink driving being a factor in fatal crashes?
4. Why are learners and provisional licence holders restricted to a zero alcohol limit?
5. Can coffee, food, physical activity or sleep speed up the process of sobering up?
6. What power has police in NSW against drink or drug drivers?
7. What do you think of drink driving? Give your arguments against or for it.

### Exercise 8

**Work in pairs. Student A: read the sentence and translate it into Russian. Listen to your partner's back translation and correct the mistakes if necessary. Student B: see Exercise 12 of this unit.**

If you are affected by drugs or alcohol:

- Use public transport or a taxi.
- Get a lift with someone who has not been drinking or using drugs.
- Let people know where you are by taking your mobile or a phone-card.
- Stay at a friend's house.
- Tell a friend or let someone know if you've taken drugs and don't feel right to drive.
- Sleep it off before you even think about driving, but remember, don't drive when you're having a hangover.

## Exercise 9

**Read Text 2 and give the information about:**

1. skills required for safe driving
2. consequences of taking drugs and then driving
3. penalties for driving while impaired by drugs

## Exercise 10

**Give the title to the text.**

### Text 2

Safe driving requires precise skills, clear judgment, concentration, and being able to react to what happens on the road.

Drugs affect all of these skills, and not just illegal drugs.

Prescription drugs and even over the counter medicines can affect your driving skills if you don't follow instructions or your Doctor's advice.

Taking more than one drug or mixing alcohol and drugs and then driving is even more dangerous. But taking drugs of any kind and then driving puts you at greater risk of injuring or killing yourself, your friends or other innocent people.

There are harsh penalties for driving while impaired by drugs, including a \$2, 200 fine, up to 9 months in jail and license disqualification. Heavier penalties apply for a second offence.

## Exercise 11

**Fill in the blanks with the words given below. Translate the text into Russian.**

country areas, drink drive, between 9 pm and 3 am, crashes, men, drink drivers

Drink driving is a factor in about 18 per cent of all fatal ... in NSW.

The figure is even higher (27 per cent) in.... In fact, 70 per cent of all fatal ... crashes happen in the country.

- The majority (90 per cent) of drink drivers in fatal crashes are....
- One third of all ... in fatal crashes are aged 17-24 years (despite making up only about one-seventh of all licensed drivers).
- One quarter of all in fatal crashes are aged 30-39 years.
- 30 per cent of all fatal drink drive crashes occur ... on Thursday, Friday and Saturday nights.

## Exercise 12

**Work in pairs. Student B: Listen to your partner's translation of the English sentence and correct the mistakes if necessary. Read the sentence in Russian and translate it into English.**

Если вы находитесь под действием алкоголя или наркотиков (лекарств):

- Воспользуйтесь общественным транспортом или такси.
- Пусть вас подвезет кто-то, кто не употреблял алкоголя или наркотических препаратов.
- Сообщите знакомым, где вы находитесь по мобильному телефону или воспользуйтесь телефонной карточкой.
- Оставайтесь у друга.
- Скажите другу или сообщите кому-нибудь о том, что вы приняли наркотики и не можете вести машину.
- Проспитесь, прежде чем даже подумаете сесть за руль, но помните, не садитесь за руль, когда находитесь в состоянии похмелья.

## Unit 9. AGGRESSIVE DRIVING

**Main Text:** Aggressive Driving

**Grammar:** 1. Gerund. Its forms and functions

2. Verb+Gerund. Verb+Infinitive

### Pre-reading Activities

#### Exercise 1

What do you think the term “*aggressive driving*” means?

#### Exercise 2

Read the international words and guess their meanings.

Risk, result, personality, to adopt, activities, normally, extreme, serious, panic, emotions

#### Exercise 3

Read and memorize the following words and word combinations.

- |                         |   |
|-------------------------|---|
| 1. violent              | яростный, жестокий  |
| 2. cause something      | послужить причиной для чего-либо                          |
| 3. accident             | несчастный случай, катастрофа, авария                     |
| 4. incident             | происшествие  |
| 5. automobile operation | управление автомобилем                                    |
| 6. behave               | вести себя, поступать                                     |
| 7. behavior             | образ действий, поступки; манеры; поведение               |
| 8. contempt towards smb | презрение к кому-либо                                     |
| 9. offended             | обиженный, оскорбленный                                   |
| 10. engage              | вовлекать; уговаривать; принуждать, понуждать, заставляя  |
| 11. pass                | обгонять, опережать                                       |
| 12. cut off             | подрезать (об автомобиле)                                 |
| 13. retaliate           | отвечать (на агрессию, обиду и т.п.); отплачивать, мстить |
| 14. unsafe              | опасный   |
| 15. reckless driving    | неосторожная езда   |

16. speeding	езда с недозволенной скоростью
17. manslaughter	непредумышленное убийство
18. murder	убийство (предумышленное, совершённое со злым умыслом)
19. injure (v)	ранить, ушибить
20. case	случай
21. hunt down	затравить; преследовать
22. deliberately	преднамеренно, умышленно, нарочно
23. attempt	пытаться, стараться
24. rage	ярость, гнев, бешенство
25. caused by something	вызванный чем-либо
26. mental illness	умственная (психическая болезнь)
27. mental diseases	психические заболевания
28. confused	смущённый; озадаченный; поставленный в тупик, сбитый с толку; поражённый
29. fear	боязнь, страх; испуг

#### Exercise 4

Match the verbs from the left column and the nouns from the right column they can go with.

to pass	automobile
to cut off	
to operate	the risk
to increase	
to run off	the driver

#### Exercise 5

Translate the following expressions into Russian.

- to cause accidents or incidents on roadways
- an extreme case of aggressive driving
- to behave with contempt towards other drivers
- to increase the risk of an automobile accident
- to run someone off a highway

#### Exercise 6

Read and translate the Main Text.

## **Main Text**

### **AGGRESSIVE DRIVING**

Road rage is a term used to refer to violent behavior by a driver of an automobile, which thus causes accidents or incidents on roadways. It can be thought of as an extreme case of aggressive driving.

Aggressive driving is a form of automobile operation in which an operator will deliberately behave with contempt towards other drivers and drive in such a manner as to increase the risk of an automobile accident.

Unlike drunk driving, aggressive driving is not usually the result of a drug or chemical, but rather the personality of the person operating the automobile. An aggressive driver may adopt a "King of the Road" attitude and become offended when other drivers engage in such activities as passing or "cutting off" the driver. The aggressive driver will then take the actions of the other driver personally, and seek to retaliate. This normally leads to unsafe driving acts such as reckless speeding or attempting to run someone off a highway.

Aggressive driving can also lead to much more serious crimes, such as manslaughter or murder. An aggressive driver may drive so recklessly as to injure or kill another driver or, in extreme cases, will "hunt another driver down" and then deliberately attempt to harm the person. This is often known as "road rage".

Aggressive driving may, in rare cases, be caused by mental illness. Persons with mental diseases, who are driving, may become confused about where they are and who the drivers around them are. This could lead to fear, panic or other emotions causing the person to start driving aggressively.

According to statistic data the great majority of people (96 percent) have not found that the road rage incidents have affected their confidence to drive. However, women and motorists aged 55-64 were the groups most likely to say that the last incident had affected their confidence. It must be stressed that the chances of any driver becoming the victim of a violent road rage attack are very small. The risks of driving alone can be exaggerated -- be sensible about your safety but don't be afraid to drive on your own.

### **Exercise 7**

**Fill in the blanks with the words given below and translate the sentences into Russian:**

manslaughter, recklessly, murder, automobile operation, road rage, confused

1. ... can be thought of as an extreme case of aggressive driving.

2. Aggressive driving is a form of ... in which an operator will deliberately behave with contempt towards other drivers and drive in such a manner as to increase the risk of an automobile accident.

3. An aggressive driver may drive so ... as to injure or kill another driver.

4. Aggressive driving can also lead to much more serious crimes, such as ... or ...

5. Persons with mental diseases, who are driving, may become ... about where they are and who the drivers around them are.

## Exercise 8

**Answer the questions on the Text.**

1. What is road rage?
2. What is the difference between drunk driving and aggressive driving?
3. What normally leads to unsafe driving acts such as reckless speeding or attempting to run someone off a highway?
4. What can aggressive driving lead to?
5. What can aggressive driving be caused by?
6. What are the chances of any driver to become the victim of a violent road rage attack?

## Exercise 9

**Look back into the text and find the sentences with Gerund. Identify the forms of each Gerund and translate the sentences.**

## Exercise 10

**Fill in the blanks with the correct form: -ing or to Infinitive. Sometimes both variants are possible.**

1. Are you fond of ... (to drive)?
2. An aggressive driver can't help ... (to become) offended when other drivers engage in such activities as passing or "cutting off" the driver.
3. He became offended when other drivers engaged in ... (to pass) the driver.
4. There is no probability of ... (to speed) on this part of the road.
5. I was driving slowly when another driver started ... (to cut off) me.
6. I can't understand why he stared ... (to drive) aggressively.
7. He was accused of ... (to drive) drunk.
8. Always fix your seat belt before ... (to start up).
9. The rain prevented me from ... (to drive) too fast.

10. We have the pleasure ... (to send) you our new catalogues of spot cars.
11. He is afraid ... (to get) into a car accident.
12. They had no intention ... (to get) into a car crash.

## **Exercise 11**

**Scan Text 2 looking for details your instructor asks.**

### **Text 2**

#### **GENERAL ADVICE FOR REDUCING STRESS AND FATIGUE ON THE ROAD**

Before starting a journey, make sure that you know how to get to your destination and, if possible, have an alternate route in mind or at least an atlas in the car. Think about the timing of the journey – you wouldn't want to be traveling the M252 at 5:15 p.m. on a Friday.

Make sure your car is regularly serviced and carry out routine checks (tire pressure, oil, water, etc.) regularly. Carry spare items (bulbs, fan belt, emergency sign for the windshield, etc.). Also, make sure your windshield is clean, particularly before a long journey. Peering through a dirty windshield is a common source of stress and fatigue when driving. Also, have a window cloth, de-icer, and sunglasses accessible.

Make sure that you are comfortable before starting the journey. Adjust your seat and mirrors. You should also ensure that your seat belt and head restraint are correctly positioned, if they are adjustable.

Too often we have unreasonable expectations of journey times. Take journeys in easy stages and never remain behind the wheel of a car for more than three hours without a break. Don't try to cover more than 300 miles a day and, on a long trip, be careful on the second day of driving – this is when you tend to be most vulnerable to fatigue.

When you take a break, make sure that you get out of the car and stretch your legs. Eat a light snack but avoid heavy meals, particularly at lunchtime. Try to avoid eating in noisy, crowded places.

The likelihood of getting stressed while driving is largely dependent on your attitude of mind before you even turn the key in the ignition. Wind down before you crank up. Try to take one or two minutes to concentrate your mind on the task at hand and try to forget about other problems when driving.

Anticipate situations that are likely to wind you up and be tolerant of other road users' errors. If you find yourself in congestion, try to accept that there is probably very little that you could have done or can do to prevent the delay.



Take remedial action before stress and fatigue get the better of you. Learn to spot the warning signs and develop positive coping strategies, such as listening to the radio or a cassette (many people listen to novels or humorous tapes in jams).

Wind down the windows to increase ventilation and consciously breathe in the air slowly. Also, don't grip the steering wheel too hard as this will tense arm and neck muscles, leading to fatigue symptoms such as headaches.

If your mind is full of images of recent events or you are replaying conversations repeatedly in your mind, make a conscious effort to slow them down until they become softer and more distant.

## **Exercise 12**

**Make the plan of the text and retell it.**

## Unit 10. RECKLESS DRIVING

**Main Text:** Reckless Driving

**Grammar** Gerundial Constructions

### Pre-reading Activities

#### Exercise 1

What do you think the term “*reckless driving*” means?

#### Exercise 2

**Read the international words and guess their meanings:**

Deportation, constitutional, constitutionality, potential (adj.)

#### Exercise 3

**Read and memorize the following words and word combinations:**

- |                               |  |
|-------------------------------|--|
| 1. law                        | закон  |
| 2. involve                    | вовлекать; включать в себя; влечь за собой     |
| 3. wanton                     | распутный, развратный;                         |
| 4. disregard                  | безразличие, невнимание, равнодушие;           |
| 5. constitutional rule        | конституционное правило                        |
| 6. apply to                   | использовать, применять                        |
| 7. severe                     | строгий, суровый                               |
| 8. remain silent              | хранить молчание                               |
| 9. consequence                | следствие, результат (чего-л.)                 |
| 10. punishment for smth.      | наказание за что-либо                          |
| 11. conviction                | обвинение, осуждение, обвинительный приговор   |
| 12. prove a case              | доказывать версию                              |
| 13. beyond a reasonable doubt | при отсутствии обоснованного сомнения          |
| 14. suspension                | приостановка; временное прекращение; отсрочка  |
| 15. substantial fine          | солидный (большой) штраф                       |
| 16. jail sentence             | приговор к краткосрочному тюремному заключению |
| 17. severity                  | строгость                                      |
| 18. penalty                   | наказание                                      |

19. admit guilt	признать вину
20. offense	проступок, нарушение чего-л
21. minor	незначительный, несущественный
22. amount (v)	быть равным, равнозначим; означать
23. experienced	знающий, опытный
24. criminal law	уголовное право
25. defense attorney	адвокат защиты
26. challenge	возражение, оспаривание, протест
27. charge	обвинение
28. argue	заявлять
29. ordinance	указ, декрет, закон; предписание; постановление; распоряжение
30. void	не имеющий юридической силы; недействительный
31. uphold	поддерживать; подтверждать, одобрять
32. vague	неопределённый, неясный, смутный
33. to succeed	выигрывать (дело)
raise the issue (bring up the issue)	поднять вопрос
34. constitutionality	соответствие конституции
35. trial	суд
36. appeal	апеллировать, подавать апелляционную жалобу; обжаловать
37. court	суд
38. insufficient	недостаточный; несоответствующий, неподходящий; неудовлетворительный; неполный
39. establish	учреждать
40. infraction	нарушение (правил, законов)
41. sudden	неожиданный
42. skid	заносить (об автомобиле)
43. turn signal	сигнал поворота, поворотник
44. run a red light	проехать на красный свет
45. support	поддержка; помощь

#### Exercise 4

**Learn the meaning of the following words and word combinations you will meet in the text.**

**deter** – удерживать от совершения чего-л. (с помощью средств устрашения)

**willful** – упрямый; своевольный, своенравный; несговорчивый; не поддающийся (убеждениям, уговорам)

**misdemeanor crime** – юр. мисдиминор (категория наименее опасных преступлений, граничащих с административными правонарушениями)

**apply for** – 1) обращаться с просьбой, обращаться с заявлением;  
2) применять, использовать, употреблять

**prosecution** – судебное преследование, обвинение (как сторона судебного процесса)

**parole** – юр. временное или досрочное условное освобождение заключённого из тюрьмы

**to plea bargain** – заключить сделку, соглашение между обвинением и защитой (защита обещает не оспаривать обвинение, а обвинители обещают предъявить обвинение по статье уголовного кодекса, предусматривающей менее строгое наказание, чем предполагалось первоначально)

**brake application** – торможение, приведение в действие тормозной системы

**commission of** – доверенность; полномочие

## Exercise 5

### Read and translate the Main Text.

#### Main Text

#### RECKLESS DRIVING

1. Laws against reckless driving, or "reckless operation of a motor vehicle," like laws against speeding or drunk driving (DUI or DWI), make such actions a crime and act to deter dangerous driving. Reckless driving differs because it involves a "willful" or "wanton" disregard for the safety of others.

Generally, reckless driving is a misdemeanor crime. This means that constitutional rules apply to prosecutions for reckless driving. The prosecution must prove its case beyond a reasonable doubt. Police officers must inform you of your right to remain silent before you start answering questions.

2. The potential consequences of and punishments for a conviction of reckless driving can be severe. A reckless driving conviction can result in:

- A misdemeanor criminal record
- Deportation
- Revocation of parole
- Automatic suspension or revocation of your driver's license
- A substantial fine and a jail sentence

Given the severity of penalties, it's common for drivers to plea bargain and admit guilt to a less serious offense, such as speeding or some other minor traffic violation.

3. Whether or not your driving amounts to reckless driving depends on how state or local law defines the offense in your area. If you're not sure how

the law applies in your state, think about seeking help from an experienced criminal law or defense attorney.

4. State laws usually define reckless driving as "driving with a willful or a wanton disregard for the safety of persons or property," or in similar terms.

Challenges to reckless driving charges by arguing that state laws or local ordinances don't clearly define the offense are possible. The argument is that the law is unconstitutional and void for vagueness. Most states have upheld definitions of reckless driving over such arguments. However, a few states have found reckless driving laws to be unconstitutionally vague. Depending on the language of the state law or local ordinance, it's possible to succeed with a constitutional challenge. Remember, if you don't raise the issue of constitutionality at trial, you probably won't be allowed to bring it up if you later appeal.

5. Among the specific acts or types of conduct that have been found by courts as insufficient in themselves to establish reckless driving are:

- The commission of mere traffic violations or infractions, such as running a red light
- The sudden application of brakes on a wet road, followed by skidding
- Making a U-turn without using turn signals
- Driving without headlights
- Speeding
- Being involved in a traffic accident
- Inattentive driving
- Driving after drinking alcohol

While any one of these acts, standing alone, usually won't support a conviction for reckless driving, a combination of more than one of these acts could.

## Exercise 6

### Complete the definitions:

1. ... – a less serious crime
2. ... – the large bright lights at the front of the car
3. ... - the act of finding someone guilty of a crime in a court of law.
4. ... - a punishment that someone is given for doing something which is against a law or rule.
5. ... – a crime (a formal use)
6. ... – the lawyers who try to prove that a person on a trial is guilty
7. ... – the act of charging someone of a crime and putting them on trial.

## Exercise 7

Find the words from Exercise 6 in the text and reproduce the context in which they occur.

## Exercise 8

Match the parts of the text (from 1 to 5) and the titles:

Part 1	A) Penalties for Reckless Driving
Part 2	B) Required Conduct
Part 3	C) General Information
Part 4	D) Legal Definitions of Reckless Driving
Part 5	E) Elements of the Crime of Reckless Driving

## Exercise 9

Answer the questions on the Text.

1. Do constitutional rules apply to prosecutions for reckless driving?
2. What can a reckless driving conviction result in?
3. What does the decision whether or not your driving amounts to reckless driving depend on?
4. How can reckless driving be defined?
5. What are the specific acts or types of conduct that have been found by courts as insufficient in themselves to establish reckless driving?

## Exercise 10

Scan Text 2 looking for details your instructor asks.

### Text 2

1. Speeding alone doesn't ordinarily amount to reckless driving. In some states, however, speeding creates a presumption of recklessness, which the driver may rebut or defeat. Speeding can be viewed in several ways. An extremely high rate of speed might be enough to establish recklessness. On the other hand, the mere fact that a driver obeyed the posted speed limit doesn't negate the possibility that the driver could be found guilty of reckless driving.

2. Speeding combined with other factors can support a reckless driving conviction. Factors considered along with speed include:

- The roadway being traveled, including its width and surface
- The presence or lack of vehicular traffic or pedestrians
- Visibility factors

- The time of day that the defendant was driving

3. Generally, the fact that a defendant drove while intoxicated or under the influence of alcohol or drugs won't support a reckless driving conviction. Rather, courts consider alcohol and drug use as a factor in deciding whether the driver's actions were reckless.

Nevertheless, a driver who gets behind the wheel and drives *knowing* that he or she is intoxicated or drunk and that his or her physical condition is impaired, might be found guilty of reckless driving.

4. Reckless driving and DUI or DWI offenses are separate crimes. Reckless driving isn't a lesser-included offense of DUI or DWI because each crime is separate and distinct and can be proved by different evidence. Reckless driving involves how a vehicle was being operated; it isn't necessary to show that the driver used drugs or alcohol to prove a violation of a reckless driving law. In a prosecution for DUI or DWI, on the other hand, how the vehicle was being operated might tend to show that the driver was impaired, but it is not a necessary ingredient of the offense.

So, because reckless driving and DUI or DWI are distinct and separate offenses, a conviction or an acquittal of one offense does not bar a prosecution for committing the other offense.

5. Committing a traffic offense, such as running a stop sign or turning without signaling, doesn't alone constitute reckless driving. However, combinations of traffic violations or aggravating circumstances can support a reckless driving conviction. For example, a court could find that running several stop signs at high speed when other traffic or pedestrians are around is reckless driving.

6. Intent isn't an element of reckless driving, so the prosecution doesn't need to prove that a driver intended to act recklessly. The prosecution must prove, however, that the reckless driver was aware of the risk and consciously disregarded it.

7. In deciding a reckless driving case, a court weighs the nature and degree of risk disregarded by the driver, the nature and purpose of his actions, and the circumstances known to the driver while he was driving. The prosecution must show more than the driver's simple, gross or criminal negligence in proving reckless driving.

## Exercise 11

**Match these questions (A-G) with the paragraphs that answer them (1–7).**

- A. When can speeding support a reckless driving conviction?
- B. Does speeding alone ordinarily amount to reckless driving?
- C. Does the prosecution need to prove that a driver intended to act recklessly?
- D. What traffic violations can support a reckless driving conviction?
- E. What is important in deciding a reckless driving case?

- F. Does drink or drug driving support a reckless driving conviction?
- G. Can Reckless driving be a lesser-included offense of DUI or DWI?

## **Exercise 12**

**Give the title to the Text 2.**

## **Exercise 13**

**You are an attorney defending the driver who is charged for reckless driving. Answer the questions of your defendant (if you don't know the answer find the information in the Internet):**

1. Are reckless driving charges on the rise due to all the distractions we have in our cars?
2. If I have an accident, am I more likely to be charged with reckless driving if I was using my cell phone, a GPS system, or a DVD player?
3. Can I be charged with reckless driving if an accident happens on both public and private property, like hitting someone while backing out of my driveway or my car leaves the road and hits a house?
4. If my blood alcohol level was below the legal limit when my accident happened, could I be charged with reckless driving instead?

I was in an accident at an intersection that's on the list of top accident sites in my area. Is it a valid defense to reckless driving that the intersection is inherently dangerous?



# GRAMMAR REFERENCES

## THE VERBALS

### Finite and non-finite verbs (Личные и неличные формы глагола)

#### Личные формы глагола (finite verbs)

*Личные* (или финитные) формы глагола – это такие формы, которые выражают *лицо, число, наклонение, залог*.

#### Примеры:

I *am driving* a new car. (Present Continuous Active, 1<sup>st</sup> person, sing.) – Я *управляю* новым автомобилем.

She *drives* a car skillfully. (Present Simple Active, 3<sup>rd</sup> person, sing.) – Она ловко *управляет* автомобилем.

Always *use* the Zebra crossing. (Imperative) – Всегда *пользуйтесь* пешеходным переходом.

#### Неличные формы глагола (non-finite verbs)

*Неличные* формы глагола не выражают *лица, числа, наклонения, залога*. К неличным формам глагола относятся:

НЕЛИЧНЫЕ ФОРМЫ ГЛАГОЛА	THE VERBALS
	
<input type="checkbox"/> <b>ИНФИНИТИВ</b> , или неопределённая форма глагола	<input type="checkbox"/> INFINITIVE
<input type="checkbox"/> <b>ПРИЧАСТИЕ</b>	<input type="checkbox"/> PARTICIPLE
<input type="checkbox"/> <b>ДЕЕПРИЧАСТИЕ</b>	<input type="checkbox"/> GERUND

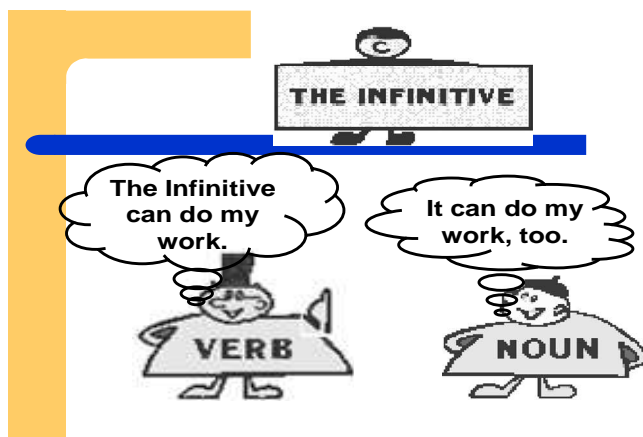
Не все неличные формы английского глагола имеют соответствия в русском языке. Как видно из таблицы, в обоих языках есть инфинитив, или неопределённая форма глагола и причастие. Однако у английского глагола нет такой формы, как деепричастие, а у русского нет герундия. Как в таком случае переводить несуществующие формы с одного языка на другой? Это мы узнаем, познакомившись ближе с неличными формами английского глагола.

## THE INFINITIVE

● *The Infinitive* (Инфинитив) – это неличная форма глагола, которая называет действие, не относя его к какому-либо лицу. Это начальная, или 1-ая форма глагола. Инфинитив сочетает в себе свойства глагола и существительного.

● Как глагол *The Infinitive* имеет категорию залога (*Active, Passive*) и формы *Indefinite, Continuous, Perfect* и *Perfect Continuous*. А также *The Infinitive* может иметь прямое дополнение.

● Как существительное *The Infinitive* в предложении может выполнять функцию подлежащего, дополнения, определения, обстоятельства.



⇒ *Infinitive* не может быть сказуемым в предложении!

Формальным признаком английского инфинитива является частица *to* (particle *to*), которая ставится перед глаголом. В русском языке признаком инфинитива являются окончания: *-ть, -и, -чь*.

Сравните:

<i>to read</i>	– читать	В английском языке формальный признак инфинитива стоит перед словом, а в русском языке – в конце слова.
<i>to go</i>	– идти	
<i>to bake</i>	– печь	

## *to* + $V_1$

Английский инфинитив может употребляться в утвердительной (affirmative) и отрицательной (negative) форме.

## To be or not to be...

Для образования отрицательной формы инфинитива частица **not** ставится перед инфинитивом.

### FORMS OF THE INFINITIVE

Infinitive	Active	Passive
Indefinite	<b>to ask</b> спрашивать	<b>to be asked</b> быть спрошенным
Continuous	<b>to be asking</b>	=
Perfect	<b>to have asked</b>	<b>to have been asked</b>
Perfect Continuous	<b>to have been asking</b>	=

1) Инфинитивы могут употребляться с частицей to ( To-infinitive ) и без частицы to ( Bare infinitive ).

2) Образование форм инфинитива:

a) *Simple Infinitive* представляет собой основную форму глагола *Basic verb form*, например, (**to**) *do*. Примеры употребления Simple infinitive To-infinitive и Bare infinitive.

*To-infinitive* Инфинитив с частицей to

1) Инфинитив с частицей to (to-infinitive) представляет собой одно из возможных употреблений любой формы инфинитива

2) Инфинитив с частицей to со своими зависимыми (дополнениями, обстоятельствами) образует инфинитивный оборот.

3) Инфинитив с частицей to, употребляется:

a) в функции подлежащего (Subject ).

To study is boring – Учиться скучно.

б) в функции части составного именного сказуемого.

My desire is to be sent to the conference – Чего я хочу, так это поехать на конференцию.

в) в функции обстоятельства цели:

I came to ask if you had any news of our poor John – Я пришел, чтобы спросить, нет ли новостей о нашем бедном Джоне.

г) в функции обстоятельства, обозначающего действие, последовавшее за действием, выраженным глаголом, к которому относится инфинитив.

We came home to find our garden neat and tidy – Мы вернулись домой и нашли наш сад в чистоте и порядке.

He returned after the war to be told that his wife had left him – После того, как он вернулся с войны, ему сказали, что жена оставила его.

д) в качестве дополнения при некоторых глаголах.

I hope to see you on Monday – Надеюсь увидеть тебя в понедельник.

I'd like to be lying in the sun right now. – Хотелось бы мне сейчас валяться на солнышке!

е) с некоторыми глаголами в качестве части относящегося к ним сложного дополнения.

I want you to come – Я хочу, чтобы вы пришли.

ж) после некоторых прилагательных, существительных и местоимений.

Her refusal to help surprised me – Ее отказ помочь удивил меня.

Can you give me something to eat? – Можете дать мне что-нибудь поесть?

He is not easy to deal with – Нелегко иметь с ним дело.

He is too old to work – Он слишком стар, чтобы работать.

з) После местоименных слов what, which, when, how, where, и союза whether:

I found out where to buy vegetables cheaply – Я выяснил, где можно купить овощи дешево.

I don't know whether to go there or not – Не знаю, идти туда или нет.

### ***Bare Infinitive***

1) Инфинитив без частицы to (bare infinitive) представляет собой одно из возможных употреблений любой формы инфинитива.

2) Инфинитив без частицы to употребляется в инфинитивных оборотах.

3) Инфинитив без частицы to употребляется:

а) после модальных глаголов (см. Modal verbs)

I must keep this secret — Я должен держать это в секрете

б) после глагола let в значении "позволять", а также в повелительной конструкции с этим глаголом.

Let me try the dress on – Разрешите мне примерить это платье.

Don't let that young giant come near me – Не позволяй этому юному великану приближаться ко мне.

в) после глагола make в значении "заставлять". (Однако если глагол make употреблен в страдательном залоге (Passive), то следующий за ним инфинитив должен иметь при себе частицу to).

He made me stand still – Он заставил меня стоять неподвижно.

I was made to stand still – Меня заставили стоять неподвижно.

г) в конструкциях *had better*, *had best*, *would rather*, (*would* и *had* в этих конструкциях может быть сокращено до 'd).

*You'd better drop what you've got in your hand* – Лучше брось то, что сейчас держишь в руке.

*I'd rather be told the truth* – Я бы предпочел, чтобы мне говорили правду.

д) после *Why...?*, *Why not...?*

*Why bother?* – Зачем волноваться?

*Why not send your telegram from London?* – А почему бы не послать твою телеграмму из Лондона?

е) после глаголов восприятия, таких как *see*, *hear*, *feel*

ж) после глагола *help*.

*They helped me search for him innumerable times* – Они помогли мне искать его бесчисленное количество раз.

б) *Continuous Infinitive* образуется при помощи вспомогательного глагола *be* и формы *Present Participle* смыслового глагола, например, **(to) be doing**. *Continuous Infinitive* употребляется при обозначении длительного действия, совершаемого одновременно с действием, выражаемым глаголом в личной форме или прилагательным, к которому относится инфинитив. *Continuous Infinitive* может употребляться также после модальных глаголов (*Modal verbs*).

*Rabbani is reported to be planning to visit Pakistan for talks with President Musharraf.*

Сообщают, что Раббани планирует посетить Пакистан для переговоров с Президентом Мушаррафом.

*The weather seems to be improving.*

Погода, кажется, улучшается.

*Can they be studying at such a late hour?*

Неужели они занимаются в столь поздний час?

в) **Perfect infinitive**

1)

а) *Perfect Infinitive* образуется при помощи вспомогательного глагола *have* и формы *Past Participle* смыслового глагола **(to) have done**.

б) *Perfect Infinitive Passive* образуется при помощи *Perfect Infinitive* вспомогательного глагола *be (to have been)* и формы *Past Participle* смыслового глагола **(to) have been done**.

2) *Perfect Infinitive Passive* имеет значение страдательного залога: логическое подлежащее (*Logical subject*) инфинитива обозначает предмет или лицо, которое подвергается действию, выражаемому инфинитивом (см. переводы примеров ниже (пункты 3а, 3б)).

3) *Perfect Infinitive* и *Perfect Infinitive Passive* употребляются в инфинитивных оборотах (*Infinitive clause*):

а) при обозначении действия, предшествующего действию, выраженному глаголом в личной форме или прилагательным, к которому

относится инфинитив. *Perfect Infinitive* и *Perfect Infinitive Passive* особенно часто используются с глаголами:

appear	– казаться,
happen	– случаться,
pretend	– делать вид,
seem	– казаться

а также со следующими глаголами в пассивном залоге:

acknowledge	– признавать,
believe	– полагать,
consider	– считать,
find	– находить,
know	– знать,
report	– сообщать,
say	– говорить,
suppose	– предполагать,
think	– думать,
understand	– понимать

(см. know smb to be smth/be known to be smth 3), be said to do smth, "appear", "seem", "prove", "happen", "turn out" with complex subject.

*He pretended to have read the book.* Он сделал вид, что читал эту книгу.

*He is said to have left the country.* Говорят, он уехал из страны.

*I'm glad to have met him.* Я рад, что встретил его.

*I was sorry to have hurt him.* Мне было жаль, что я обидел его.

б) при обозначении действия, которое будет совершено к некоторому определенному моменту времени в будущем (ср. Future perfect ).  
*We hope to have finished the work by next Monday (We hope that we will have finished the work by next Monday)* – Мы надеемся выполнить работу к следующему понедельнику.

в) после модальных глаголов *may, might, could* для выражения предположения о том, что действие уже совершилось (см. *may, might, can, could: possibility in the past 1*).

г) после модального глагола *must* для выражения логического вывода (см. *must, have to, have got to 4б*)

*He must have come this way: here are his footprints.* Должно быть, он шел этой дорогой: вот следы его ног.

д) После глагола *can* в неутвердительных предложениях (вопросах, предложениях с отрицанием и т.д.) для выражения удивления, сомнения по поводу того, что действие могло совершиться. *Can this work have been done in such a short time?* – Неужели эта работа была сделана в такой короткий срок?

е) После модальных глаголов *should, would, could, might, ought to*, модальной конструкции *be to* для выражения действия которое должно было или могло совершиться, но, в действительности не совершилось (см. *may, might, can, could: possibility in the past 2, should, ought to, must 2a*). *You should have written me* – Вам следовало написать мне (а вы не написали).

ж) После выражения *needn't* при обозначении действия, которое было совершено, несмотря на то, что в его совершении не было необходимости (см. *needn't, don't need to, don't have to, mustn't* ). *We needn't have hurried. We are too early* – Не стоило нам спешить. Мы пришли слишком рано.

з) После выражений *can't, couldn't* при указании на невозможность того, что нечто имело место ( *may, might, can, could: possibility in the past 3*). *He can't/couldn't have moved the piano himself* – Не может быть, чтобы он передвинул это пианино сам.

и) После выражения *would like*, глаголов *intend* - намереваться, *hope* - надеяться, *expect* - ожидать, *mean* - иметь в виду при обозначении действия, которое, вопреки желанию, надежде, намерению, ожиданию, не совершилось *I meant to have telephoned but I forgot* — Я хотел позвонить, но забыл.

4) Об образовании и употреблении *Perfect Continuous Infinitive* см. *Infinitive 2г*

Перфектные инфинитивы, соединенные союзами *Infinitives joined by "and", "but", "except", "or", "than"*

Употребление перфектного инфинитива после модальных глаголов:  
*may, might, can, could: possibility in the past*

*may, might, can, could: possibility in the future and present*

*must, have to, have got to, needn't, don't need to, don't have to, mustn't, should, ought to, must, be to*

г) *Perfect continuous infinitive* образуется при помощи *Perfect infinitive* вспомогательного глагола *be (to have been)* и формы *Present participle* смыслового глагола, например, *(to) have been doing*. *Perfect continuous infinitive* употребляется после глаголов *seem* – казаться, *appear* – выглядеть, *happen* - случаться, *pretend* - делать вид, а также с глаголами *believe* - верить, *know* - знать, *report* – сообщать, *say* – говорить, *understand* – понимать в страдательном залоге. *Perfect continuous infinitive* обозначает при этом длительное действие, начавшееся раньше действия, выраженного глаголом в личной форме или прилагательным, к которому относится инфинитив. *Perfect continuous infinitive* может употребляться также после модальных глаголов (*Modal verbs*)

*He pretended to have been studying.* – Он притворялся, что занимался.

He is known to have been working on this problem for many years – Известно, что он работает над этой проблемой в течение многих лет.

He says he was talking to John. – He couldn't have been talking to John. John wasn't here – Он говорит, что разговаривал с Джоном. – Он не мог разговаривать с Джоном. Джона здесь не было.

д) Simple infinitive passive образуется при помощи вспомогательно-го глагола be и формы Past participle смыслового глагола, например, ( to) be asked. Simple infinitive passive имеет значение страдательного залога: действие совершается лицом или предметом, являющимся логическим подлежащим инфинитива. Примеры употребления Simple infinitive passive To-infinitive и Bare infinitive . The job can be done by anyone. – Эту работу может сделать кто угодно.

## Exercise 1

**Insert 'to' where necessary.**

1. I like ... play the piano. 2. My brother can ... write poems. 3. We had ... put on our raincoats because it was raining. 4. They helped us ... cross the river. 5. May I ... use your telephone? 6. They heard the girl ... cry out with joy. 7. I would rather ... stay at home today. 8. He did not ... want ... play in the yard any more. 9. Would you like ... go to England? 10. You look tired. You had better ... go home. 11. I wanted ... speak to Nick, but couldn't ... find his telephone number. 12. It is time ... get up. 13. Let me ... help you with your homework. 14. I was planning ... do a lot of things yesterday. 15. I'd like ... speak to you. 16. What makes you ... think you are right? 17. He was made ... obey the rules. 18. I think I will ... be able ... solve this problem.

## Exercise 2

**Fill in the blanks with the proper form of the Infinitive/**

1. I hope ... you soon. (to see) 2. We expect ... back in two days. (to be) 3. He expected ... by his friends. (to help) 4. I am glad ... all the homework yesterday. (to do) 5. I am sorry ... your pen. (to break) 6. I hate ... you, but the students are still waiting ... books for their work. (to bother, to give) 7. He began writing books not because he wanted ... a living. (to earn) 8. The woman pretended ... a newspaper when I entered the room. (to read) 9. Mr Abbot was the first ... the silence. (to break) 10. The next patient ... was a nice girl in her early 'teens. (to examine) 11. He complained that he was always the last ... . (to inform) 12. I am the last man ... the question of this kind. (to ask) 13. They were among the last ... . (to arrive) 14. He found that he was the only one ... the difference. (to notice) 15. If there is a vacancy I would



like to be the one ... the job. (to offer) 16. Who was the youngest chess player ... the title of All-Union Champion? (to win)

### Exercise 3

**Change the sentences using the Infinitive instead of the words in bold/**

1. She was the first lady **who left** the party. 2. I was astonished **when I heard** that he had left his native town. 3. There was no place **where he could sit**. 4. I can't go to the party; I have nothing **that I can wear**. 5. He was the first man **who swam** the Channel. 6. He was the only one **who realized** the danger.

### Exercise 4

**Combine the two sentences using the Infinitive/**

**Example:** A. *I entered the University. I wanted to study law.*  
*I entered the University to study law.*  
B. *He read very little. He didn't want to strain his eyes.*  
*He read very little not to strain his eyes.*

1. I am buying bread. I want to feed the bird. 2. He opened the door. He intended to go out. 3. Mark was playing very softly. He didn't want to disturb anyone. 4. He rushed into the burning house. He wanted to save the child. 5. He rang the bell. He wanted to tell us that the dinner was ready. 6. The farmer shot the rifle. He wanted to frighten the birds. 7. I sent him out of the room. I didn't want to upset him with the news. 8. Bob sent his children to his sister's house. They wanted to watch TV. 9. They got up very early. They didn't want to be late for the train. 10. I am saving up (коплю деньги). I want to buy a car. 11. I go to the stadium every day. I want to be a good sportsman. 12. Nick took off his boots. He didn't want to make any noise.

### Exercise 5

**Combine the two sentences using the words "enough" or "too" and the Infinitive. Follow the examples.**

**Example:** A. *She is thin. She can wear this dress.*

*She is thin enough to wear this dress.*

B. *He is very ill. He can't work today.*

*He is too ill to work today.*

1. He is clever. He can answer the question. 2. It is very hot. We can't run. 3. I am rather old. I can't wear this dress. 4. It isn't very hot. We can't lie in the sun. 5. He was nervous. He couldn't speak. 6. The coffee isn't strong. It won't keep us awake. 7. I am quite old. I could be your father. 8. I was terrified. I couldn't move. 9. You aren't very old. You can't understand these things. 10. It is very cold. We can't have a swim. 11. Robert was very snobbish. He wouldn't talk to any of us. 12. Peter was very curious (любопытный). He opened the letter. 13. It was very dark. We couldn't see him. 14. Eddy wasn't strong. He couldn't support the man. 15. It was rather cloudy. We couldn't see the eclipse properly. 16. Jim was so tired. He couldn't stay up late.

## THE PARTICIPLE

1) Причастие – это неличная форма глагола. Функции причастия близки к функциям прилагательного и наречия. Причастия в английском языке бывают двух видов – простые и сложные.

2) Простые причастия – это причастие настоящего времени и причастие прошедшего времени.

3) Сложные причастия бывают трех видов - Present participle passive, Perfect participle and Perfect participle passive.

4) Причастия употребляются в причастных оборотах (Participle clause).

5) Причастие, выполняющее функцию обстоятельства и не входящее в абсолютный причастный оборот, относится к подлежащему главного предложения. *Having plenty of time, we decided to walk to the station* – Имея много времени, мы решили пойти на вокзал пешком (=Так как у нас было много времени, мы решили пойти на вокзал пешком).

### *Present participle*

**Образование Present participle.** Причастие настоящего времени (Present participle) образуется путем сложения основной формы глагола (Basic verb form) и окончания -ing (например: reading, building).

Употребление Present participle. Причастие настоящего времени употребляется:

1) перед существительным в функции определения (как отглагольное прилагательное): *I led them to the door and pointed to the fiery ball of the rising sun* — Я подвел их к двери и указал на огненный шар восходящего солнца. *The watched the burning forest* – Они смотрели на горящий лес.

2) в причастном обороте ( Participle clause ) с зависимыми дополнениями и обстоятельствами или без них, в частности:

а) в составе сложного дополнения при глаголе have ( см. have smb do smth/have smb doing smth ). *I'll have you speaking French in five*

months – Я сделаю так, что ты будешь говорить по-французски через пять месяцев.

б) в составе сложного дополнения при глаголах чувственного восприятия (см. Verbs of perception: patterns ). I saw him changing the wheel – Я видел, как он менял колесо.

в) с глаголами catch – хватать, find – находить, leave – оставлять и некоторыми другими в качестве части сложного дополнения (см. catch smb doing smth/be caught doing smth ) I found him standing at the door – Я нашел его стоящим у двери.

г) с глаголами spend и waste ( в конструкции глагол + обозначение времени или денег + причастие)

He spends his money gambling – Он тратит свои деньги на игру.

He spent a lot of time modernizing the house – Он потратил много времени на модернизацию дома.

Don't waste time thinking about what might have been – Не трать времени, думая о том, что могло бы произойти.

д) с выражением be busy – быть занятым чем-то

She is busy packing – Она занята упаковкой вещей.

е) после существительного в причастном обороте, который выполняет роль определительного придаточного предложения (Relative clause). Present participle чаще всего выражает действие, одновременное с действием, выраженным глаголом в главном предложении.

I'm looking at the girl writing a letter – Я смотрю на девушку, пишущую письмо. (= Я смотрю, как девушка пишет письмо.)

When I entered the room I saw a girl writing a letter – Когда я вошел в комнату, я увидел девушку, пишущую письмо (= Когда я вошел в комнату, я увидел, как девушка писала письмо).

You will see a girl writing a letter – Ты увидишь девушку, пишущую письмо. (= Ты увидишь, как девушка будет писать письмо).

ж) в причастном обороте, выполняющем функции обстоятельства времени, причины, образа действия (Adverbial clause of time, Adverbial clause of reason, Adverbial clause of manner). Английский причастный оборот в этом случае переводится на русский язык с помощью деепричастного оборота, либо с помощью придаточного предложения времени или причины. Действие, выраженное причастием, может происходить как одновременно с действием, выраженным глаголом в главном предложении, так и предшествовать ему. Если нужно подчеркнуть, что действие, выраженное причастием, предшествовало действию, выраженному глаголом в главном предложении, употребляются перфектные причастия.

He sat in the armchair reading a newspaper – Он сидел в кресле, читая газету.

Putting down the bags I went to the kitchen – Поставив сумки, я пошел на кухню.

She went out, slamming the door – Она вышла, хлопнув дверью.  
Being a student he was naturally interested in museums – Так как он был студентом, его, конечно, интересовали музеи.

### ***Present Participle Passive***

1) Present participle passive образуется при помощи вспомогательного глагола be в форме Present participle (being) и смыслового глагола в форме Past participle: being discussed

2) Present participle имеет значение страдательного залога: именная группа, которую определяет это причастие, обозначает предмет или лицо, которое подвергается действию, выражаемому причастием (см. переводы примеров ниже (пункты 3а, 3б)).

3) Present participle passive употребляется в причастных оборотах (Participle clause).

а) после существительного в причастном обороте, выполняющем функции определительного придаточного предложения (Relative clause). Present participle passive служит для выражения длительного действия, совершающегося в момент речи.

The children being chosen for the team are under 12 – Детям, которых сейчас отбирают для команды, меньше двенадцати лет.

He told us about the experiments being carried on in his laboratory – Он рассказывал нам об экспериментах, которые в настоящее время производятся в его лаборатории.

б) в причастном обороте, выполняющем функции обстоятельства времени или причины (ср. Adverbial clause of time, Adverbial clause of reason).

Being built of reinforced concrete the house will be durable – Так как дом строится из железобетона, он будет прочным.

### ***Past Participle***

Причастие прошедшего времени

У правильных глаголов причастие прошедшего времени (Past participle) образуется путем прибавления к основной форме глагола (Basic verb form) окончания -ed (например: worked, ordered).

***Неправильные глаголы*** – это такие глаголы, у которых форма прошедшего времени (Past tense form), а также форма причастия прошедшего времени (Past participle) образуется не так, как у правильных глаголов. Обе эти формы приводятся в словаре. Первой в словаре указывается Basic verb form. Непосредственно за ней следует Past tense form. После нее указывается форма Past participle.

1) Past participle имеет значение страдательного залога: именная группа, которую определяет это причастие, обозначает предмет или лицо, которое подвергается действию, выражаемому причастием. (см. переводы примеров ниже в пункте 3)).

2) Причастие прошедшего времени употребляется перед существительным в функции определения (как отглагольное прилагательное): I avoid areas with broken windows – Я избегаю районов с разбитыми окнами.

3) Причастие прошедшего времени употребляется в причастном обороте (Participle clause) с зависимыми дополнениями и обстоятельственными или без них, в частности:

а) при глаголах have и get в составе сложного дополнения (см. have smth done/get smth done). He had his hair cut yesterday – Он вчера подстригся (кто-то подстриг ему волосы).

б) с глаголами восприятия, желания и некоторыми другими в составе сложного дополнения (см. want smth done , а также Verbs of perception: patterns 2).

I want the work done immediately – Я хочу, чтобы работа была сделана немедленно.

в) после существительного в причастном обороте, выполняющем функцию определения.

All books taken from the library must be returned next week – Все книги, взятые из библиотеки, должны быть возвращены на следующей неделе.

г) в причастном обороте, выполняющем функцию обстоятельства времени, причины, образа действия.

Convinced that they were trying to poison him, John refused to eat anything – Убеденный (так как он был убежден), что они пытаются его отравить, Джон отказывался есть что-либо.

She enters, accompanied by her mother – Она входит в сопровождении матери (сопровождаемая матерью).

### ***Perfect Participle and Perfect Participle Passive***

Сложные формы причастий: Perfect participle и Perfect participle passive – это сложные формы причастий (Participle).

1) а) Perfect participle образуется при помощи вспомогательного глагола have в форме Present participle (having) и смыслового глагола в форме Past participle . having done

б) Perfect participle passive образуется при помощи вспомогательного глагола be в форме Perfect participle (having been) и смыслового глагола в форме Past participle . having been done

2) Perfect participle passive имеет значение страдательного залога: именная группа, которую определяет это причастие, обозначает предмет или лицо, которое подвергается действию, выражаемому причастием (см. переводы примеров ниже (пункт 3)).

3) Perfect participle и Perfect participle passive употребляют в причастных оборотах (Participle clause) для выражения обстоятельств времени и причины (Adverbial clause of time, Adverbial clause of reason), если нужно подчеркнуть, что действие, выраженное причастием, предшествовало действию, выраженному глаголом в главном предложении.

Having lost his address I couldn't write to him – Так как я потерял его адрес, я не мог ему написать (потеряв его адрес, я не мог ему написать).

He left the room, having thrown the letter into the fire – Бросив письмо в огонь, он вышел из комнаты.

Having been sent to the wrong address the letter didn't reach him – Так как письмо было послано по неверному адресу, оно не дошло до него.

Having been weakened by storms, the bridge was no longer safe – Расшатанный бурями, мост стал ненадежен.

## Exercise 1

**Переведите выделенную часть предложения.**

1. Discussing the problem they shouted at each other.
2. Everybody looked at the dancing girl.
3. There were some girls speaking to each other.
4. Entering the room she noticed something strange.
5. Mr. Brown lay on the sofa reading a newspaper.
6. Telling the story Betty looked at her husband.
7. Remembering this joke she always smiled.
8. The boys working in the garden are very dirty.

## Exercise 2

**Выберите нужную форму Participle I.**

1. We admired the trees ... the house.  
a. being surrounded      b. surrounding      c. having surrounded
2. I spent 10 minutes ... pages of the book.  
a. turning over      b. having turned over      c. being turned over
3. ... their meal they went for a walk.  
a. Finishing      b. Being finished      c. Having finished
4. The houses ... in this street will not be very high.  
a. building      b. being built      c. having built
5. Kitty knows English well ... some years in London.  
a. spending      b. being spent      c. having spent
6. Betty sat in her arm chair ... at the fire.  
a. looking      b. having looked      c. being looked
7. Children felt nice ... for 9 hours.  
a. being slept      b. sleeping      c. having slept
8. His smile showed a row of ... teeth.  
a. flashing      b. having flashed      c. being flashed
9. ... by the teacher the boy couldn't answer.  
a. Asking      b. Being asked      c. Having asked

### Exercise 3

**Переведите часть предложения в скобках, используя нужную форму Participle I.**

1. They stood on the bridge (ождая такси).
2. (Потеряв ключ) I couldn't get in.
3. (Так как ей нечего было делать) she sat in the arm chair.
4. (Если его просят помочь) he always agrees.
5. Children (обсуждавшие вечеринку) were very excited.
6. (Закончив свой рассказ) Alice looked at me.
7. She listened to her husband (улыбаясь).

### Exercise 4

**Выберите нужную форму причастия.**

1. Everything ... here is quite right.  
a. writing                      b. written
2. A snake ... in the grass couldn't be seen.  
a. sleeping                    b. slept
- 3... in her room she spent the whole day alone.  
a. Locking                    b. Locked
4. ... from the hill the city looks nice.  
a. Seing                      b. Seen
5. In the forest they sat down on a ... tree.  
a. falling                      b. fallen
6. ... along the street I met Mary.  
a. Going                      b. Gone
7. The girl ... the dinner is my sister.  
a. cooking                    b. cooked
8. We had some ... fish for supper.  
a. fried                        b. frying
9. Who is that boy ... the book?  
a. reading                    b. read
10. They couldn't see the sun ... by the clouds.  
a. covered                    b. covering

### Exercise 5

**Переведите часть предложения в скобках.**

1. (Девочка, приглашенная на день рождения) didn't come.
2. He didn't like (картины, увиденные на выставке).
3. The students must return (взятые в библиотеке книги) in time.

4. (Разбитое стекло) should be replaced.
5. (Переведенная статья) was very important for my work.
6. I read (переведенные твоей сестрой статьи).
7. You shouldn't eat (испорченные продукты).
8. (Написанные этим писателем книги) are very interesting.

## THE GERUND

1) Герундий представляет собой неличную форму глагола. Синтаксические функции герундия близки функциям существительного.

2) Герундий может быть простым (simple) и перфектным (perfect), иметь формы действительного (active gerund – активный герундий) и страдательного залога (passive gerund – пассивный герундий).

3) Образование форм герундия: Simple gerund active (простой активный герундий): reading Simple gerund passive (простой пассивный герундий): being read Perfect gerund active (перфектный активный герундий): having read Perfect gerund passive (перфектный пассивный герундий): having been read

4) Употребление герундия в форме действительного залога (active gerund) и в форме страдательного залога (passive gerund): Если действие, выраженное герундием, совершается лицом (предметом), к которому оно относится, то герундий употребляется в форме действительного залога (active). Если действие, выраженное герундием, совершается над лицом (предметом), к которому оно относится, то герундий употребляется в форме страдательного залога (passive).

I like inviting my friends to my house – Я люблю приглашать к себе друзей.

I like being invited by my friends – Я люблю, когда друзья приглашают меня к себе.

John remembers having shown me the book – Джон помнит, что показывал мне эту книгу.

John remembers having been shown the book – Джон помнит, что ему показывали эту книгу.

5) Употребление простого (simple) и перфектного (perfect) герундия:

Простой герундий употребляется, когда действие, которое он выражает, происходит одновременно с действием, выраженным глаголом в личной форме либо относится к будущему времени. Простой герундий может также обозначать действие вообще, действие, не соотносящееся с каким-либо временем.

Перфектный герундий употребляют (преимущественно после глаголов admit, deny, forget, recall, regret, remember, а также после предлогов), если нужно подчеркнуть, что действие, которое он выражает, предшествует дей-



ствию, выраженному глаголом в личной форме. Предшествующее действие может быть выражено также и простым герундием.

She walked on without turning her head – Она шла, не поворачивая головы.

I think of going to Paris – Я думаю поехать в Париж.

I like swimming – Люблю плавать.

I don't remember having heard (hearing) the legend before – Я не помню, чтобы когда-нибудь слышал эту легенду.

He is proud of having won (winning) the first place – Он гордится тем, что занял первое место.

6) Герундий употребляется в герундиальных оборотах (см. *ing-clause*)

7) Герундий употребляется в различных синтаксических функциях. В частности, герундий употребляется:

а) в качестве подлежащего

Reading bored him – Чтение нагоняло на него скуку.

б) в качестве части составного именного сказуемого

My hobby is dancing – Мое хобби – танцы.

в) в качестве дополнения или части сложного дополнения (*Complex object*). Об этом см. *Verb + ing-form*

I detest writing letters – Ненавижу писать письма.

I can't understand him leaving his wife – Не могу понять, как он мог оставить свою жену.

г) с глаголами *come* – приходить и *go* – идти в функции обстоятельства цели (при этом употребляется герундий, образованный от глаголов, обозначающих деятельность, происходящую вне дома: *climbing, dancing, driving, fishing, riding, sailing, shopping, skiing*).

They are going skiing – Они собираются кататься на лыжах.

Come dancing – Приходи потанцевать.

д) в качестве дополнения при существительных и определения при прилагательных.

It's difficult finding your way around in a strange town – Трудно сориентироваться в незнакомом городе.

It's a nightmare worrying where the children might be – Ужасно волноваться о том, куда могли пойти дети

8) Герундий употребляется после предлогов. Комбинация предлог + *ing-clause* может выполнять разные синтаксические функции, в частности, играть роль предложного дополнения при глаголах, прилагательных, причастиях, требующих после себя определенных предлогов. О сочетании предлог + *ing-clause* в роли обстоятельства (см. *Prepositions with ing-form*).

He is thinking of emigrating – Он подумывает об эмиграции.

I am fond of diving – Я люблю нырять.

I'm sorry for keeping you waiting – Простите, что заставил вас ждать.





7. Моя машина нуждается в ремонте. (need, to repair)  
a. needs                      c. need                      e. be repaired  
b. to need                      d. repair                      f. repairing
8. Он был награжден медалью за спасение утопающего. (to save)  
a. for saving                      b. for be saving                      c. for being saved
9. Помимо того, что он красив, он еще и очень умен и проницателен. (to be handsome)  
a. to being handsome                      c. be handsoming                      e. being handsome  
b. be being handsome                      d. to be handsoming
10. То, что Анна оказалась оставленной мужем совсем без денег, заставило ее рискнуть. (to leave)  
a. leaving                      c. to be left                      e. being left  
b. be leaving                      d. to be leaving                      f. to leave

## BIBLIOGRAPHY

1. Качалова, К.Н. Практическая грамматика английского языка с упражнениями и ключами / К.Н. Качалова, Е.Е. Израилевич.– М.: Стандарт, 2017. – 716, [1] с. : ил., табл.; 21 см. – (English).
2. Wikipedia – <http://en.wikipedia.org>
3. <http://www.pref.aichi.jp/chiiki-anzen/koutu/gaikoku/english>
4. <http://wireless.per.nl/reference/about.htm>
5. [www.vtpi.org](http://www.vtpi.org)
6. <http://www.wordiq.com/definition>
7. <http://www.itsa.org:80/annualmeeting>
8. АБВУ Lingvo 12 Электронный словарь

# CONTENTS

ВВЕДЕНИЕ .....	3
Unit 1. TRAFFIC RULES TO BE FOLLOWED BY PEOPLE .....	4
Main Text. TRAFFIC RULES TO BE FOLLOWED BY PEOPLE.....	5
Text 2. DO YOU KNOW JAPANESE TRAFFIC RULES? .....	11
Unit 2. TRAFFIC SIGNS .....	15
Main Text. Traffic Sign – Definition .....	17
Text 2. TRAFFIC SIGNS IN DIFFERENT COUNTRIES .....	19
Unit 3. ROAD TRAFFIC SAFETY .....	23
Main Text. ROAD-TRAFFIC SAFETY .....	25
Text 2. WHY TRAFFIC SAFETY CULTURE? .....	27
Unit 4. ORGANIZATION OF TRAFFIC.....	30
Main Text. ORGANIZATION OF TRAFFIC ROAD	
TRAFFIC MODELS.....	32
Text 2 .....	34
Unit 5. ROAD DESIGN .....	36
Main Text. ROAD DESIGN.....	36
Unit 6. TYPES OF HARM .....	41
Main Text. TYPES OF HARM IN A ROAD-TRAFFIC CRASH .....	41
Unit 7. SPEEDING .....	47
Main Text. SPEEDING RESEARCH.....	48
Text 2 .....	55
Unit 8. ALCOHOL AND DRUGS .....	53
Main Text. ALCOHOL AND DRUGS.....	54
Text 2 .....	57
Unit 9. AGGRESSIVE DRIVING.....	59
Main Text. AGGRESSIVE DRIVING .....	61
Text 2. GENERAL ADVICE FOR REDUCING STRESS AND	
FATIGUE ON THE ROAD.....	63
Unit 10. RECKLESS DRIVING.....	65
Main Text. RECKLESS DRIVING .....	67
Text 2 .....	69

GRAMMAR REFERENCES .....	72
The Verbals .....	72
The Infinitive .....	73
The Participle .....	81
The Gerund .....	87
 BIBLIOGRAPHY .....	 92

Учебное издание

**Смогунова** Ольга Сергеевна  
**Трегубенко** Надежда Викторовна

# **ИНОСТРАННЫЙ ЯЗЫК. МОДУЛЬ 3**

Практикум

В авторской редакции  
Компьютерная верстка М.А. Портновой



Подписано в печать 07.12.2017. Формат 60×84/16.  
Бумага писчая. Печать офсетная. Усл. печ. л. 5,5.  
Тираж 200 экз. Заказ

---

Издательство Владивостокского государственного университета  
экономики и сервиса  
690014, Владивосток, ул. Гоголя, 41  
Отпечатано во множительном участке ВГУЭС  
690014, Владивосток, ул. Гоголя, 41